

# Configuring RealPlayer 10 for RTSP Streaming Video

Make sure you have downloaded and installed the latest version of RealPlayer

Step 1:

Click on the Tools Menu

Select Preferences...



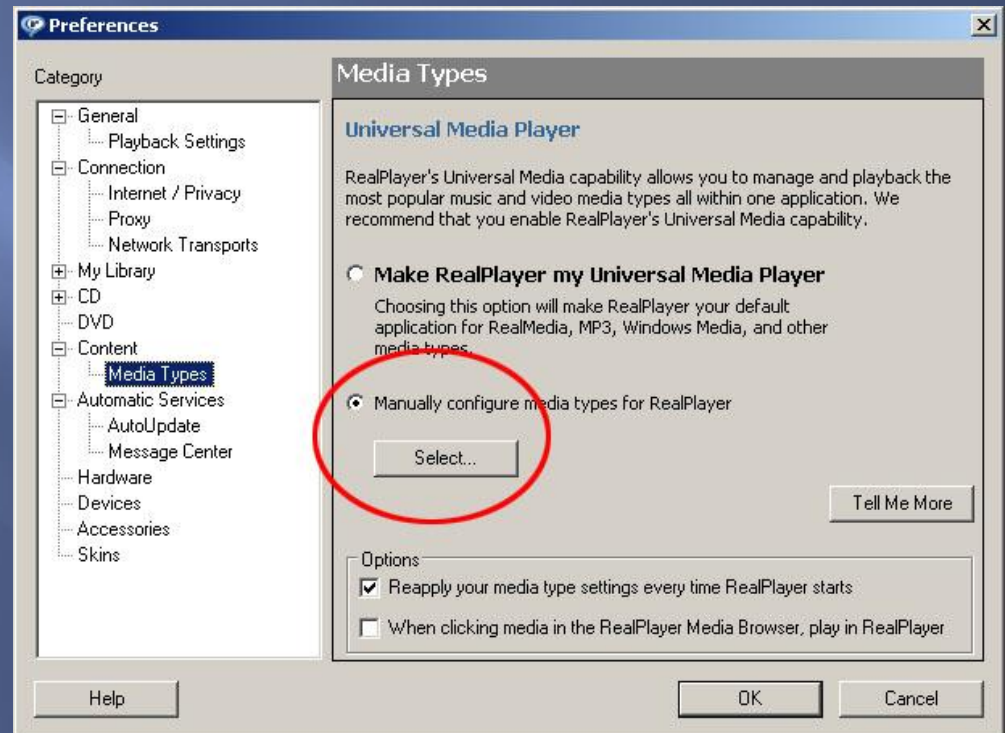
# Configuring RealPlayer 10 for RTSP Streaming Video

Step 2:

Under the Category section click the “+” next to Content then select Media Types

Under the Media Types section Select “Manually configure media types for RealPlayer”

Click the Select... button

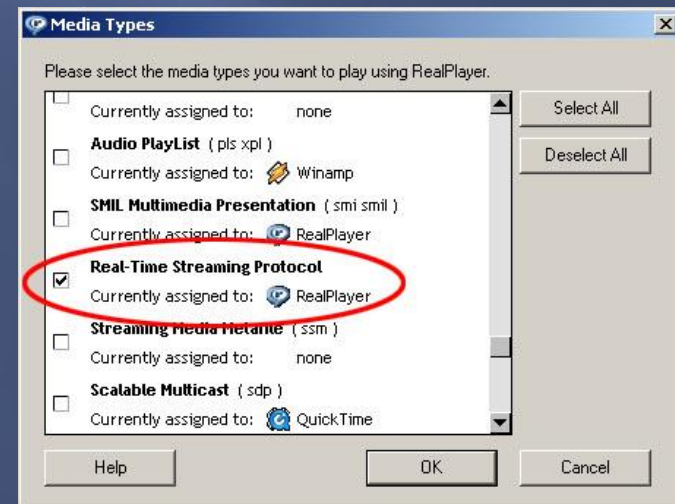
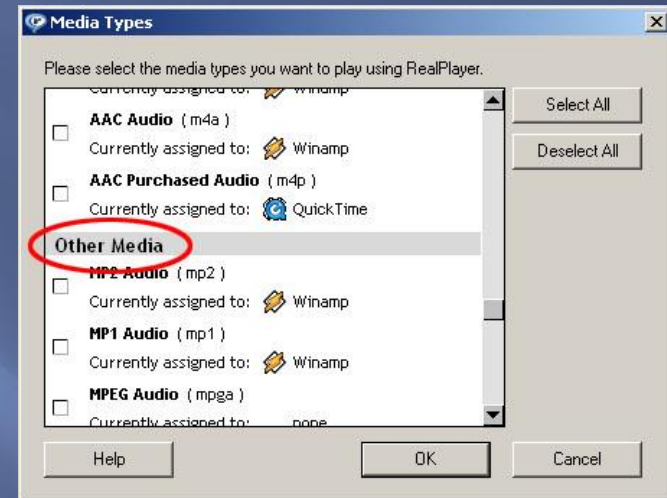


# Configuring RealPlayer 10 for RTSP Streaming Video

Step 3:

In the Media Types box scroll down to the “Other Media” section

Under the “Other Media” Section check mark “Real-Time Streaming Protocol”



# Configuring RealPlayer 10 for RTSP Streaming Video

Step 4:

Once the changes have been made click “OK” to close all of the Preferences... settings

Step 5:

Refresh the DMR link and the video will begin to play.