


CJK Unit Monthly Workload Statistics FY 98/99



Japanese



ICUL

Serial Orders

Month	BP's	STO's	SUB's	Total	% of Monthly Serials Total	% of Monthly Combined Total
Jul						
Aug						
Sep						
Oct						
Nov						
Dec						
Jan						
Feb						
Mar						
Apr						
May						
Jun						
Total						

Mean				
Max				
Min				

June

1999

Quotes

Month	Mono	Serial	Total
Jul			
Aug			
Sep			
Oct			
Nov			
Dec			
Jan			
Feb			
Mar			
Apr			
May			
Jun			
Total			

Mean			
Max			
Min			

Monographic Orders

Month	Orders	% of Monthly Mono Total	% of Monthly Combined Total
Jul	108	81.8	81.2
Aug	68	94.4	94.4
Sep	55	67.9	67.9
Oct	113	72.9	72.9
Nov	130	71.8	71.8
Dec	57	61.3	60.6
Jan	5	100.0	100.0
Feb	119	92.2	92.2
Mar	27	87.1	87.1
Apr	86	57.0	57.0
May	12	63.2	63.2
Jun	28	82.4	82.4
Total	808	74.6	74.5

Mean	67	77.7	77.6
Max	130	100.0	100.0
Min	5	57.0	57.0

Monthly Branch Total

Month	Mono & Serial Orders	% of Monthly Combined Total
Jul	108	81.2
Aug	68	94.4
Sep	55	67.9
Oct	113	72.9
Nov	130	71.8
Dec	57	60.6
Jan	5	100.0
Feb	119	92.2
Mar	27	87.1
Apr	86	57.0
May	12	63.2
Jun	28	82.4
Total	808	74.5

Mean	67	77.6
Max	130	100.0
Min	5	57.0

CJK Unit Monthly Workload Statistics FY 98/99



Japanese



IR/PS

Serial Orders

Month	BP's	STO's	SUB's	Total	% of Monthly Serials Total	% of Monthly Combined Total
Jul	1			1	100.0	0.8
Aug						
Sep						
Oct						
Nov						
Dec	1			1	100.0	1.1
Jan						
Feb						
Mar						
Apr						
May						
Jun						
Total	2			2	100.0	0.2

Mean					16.7	0.2
Max	1			1	100.0	1.1
Min						

June

1999

Quotes

Month	Mono	Serial	Total
Jul			
Aug			
Sep			
Oct			
Nov			
Dec			
Jan			
Feb			
Mar			
Apr			
May			
Jun			
Total			

Mean			
Max			
Min			

Monographic Orders

Month	Orders	% of Monthly Mono Total	% of Monthly Combined Total
Jul	24	18.2	18.0
Aug	4	5.6	5.6
Sep	26	32.1	32.1
Oct	42	27.1	27.1
Nov	51	28.2	28.2
Dec	36	38.7	38.3
Jan			
Feb	10	7.8	7.8
Mar	4	12.9	12.9
Apr	65	43.0	43.0
May	7	36.8	36.8
Jun	6	17.6	17.6
Total	275	25.4	25.3

Mean	23	22.3	22.3
Max	65	43.0	43.0
Min			

Monthly Branch Total

Month	Mono & Serial Orders	% of Monthly Combined Total
Jul	25	18.8
Aug	4	5.6
Sep	26	32.1
Oct	42	27.1
Nov	51	28.2
Dec	37	39.4
Jan		
Feb	10	7.8
Mar	4	12.9
Apr	65	43.0
May	7	36.8
Jun	6	17.6
Total	277	25.5

Mean	23	22.4
Max	65	43.0
Min		

CJK Unit Monthly Workload Statistics FY 98/99



Combined Branch Monthly Totals

Serial Orders

Month	BP's	STO's	SUB's	Total	% of Serials Total	% of Combined Total
Jul	1			1	50.0	0.1
Aug						
Sep						
Oct						
Nov						
Dec	1			1	50.0	0.1
Jan						
Feb						
Mar						
Apr						
May						
Jun						
Total	2			2	100.0	0.2

Mean					8.3	
Max	1			1	50.0	0.1
Min						

June

1999

Quotes

Month	Mono	Serial	Total
Jul			
Aug			
Sep			
Oct			
Nov			
Dec			
Jan			
Feb			
Mar			
Apr			
May			
Jun			
Total			

Mean			
Max			
Min			

Monographic Orders

Month	Orders	% of Mono Total	% of Combined Total
Jul	132	12.2	12.2
Aug	72	6.6	6.6
Sep	81	7.5	7.5
Oct	155	14.3	14.3
Nov	181	16.7	16.7
Dec	93	8.6	8.6
Jan	5	0.5	0.5
Feb	129	11.9	11.9
Mar	31	2.9	2.9
Apr	151	13.9	13.9
May	19	1.8	1.8
Jun	34	3.1	3.1
Total	1,083	100.0	99.8

Mean	90	8.3	8.3
Max	181	16.7	16.7
Min	5	0.5	0.5

Monthly Branch Total

Month	Mono & Serial Orders	% of Combined Total
Jul	133	12.3
Aug	72	6.6
Sep	81	7.5
Oct	155	14.3
Nov	181	16.7
Dec	94	8.7
Jan	5	0.5
Feb	129	11.9
Mar	31	2.9
Apr	151	13.9
May	19	1.8
Jun	34	3.1
Total	1,085	100.0

Mean	90	8.3
Max	181	16.7
Min	5	0.5

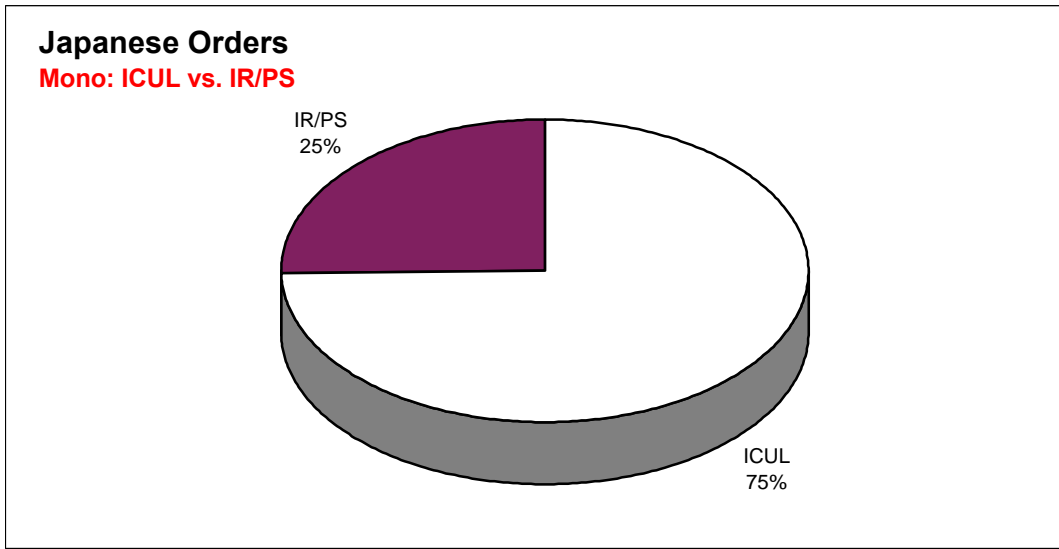
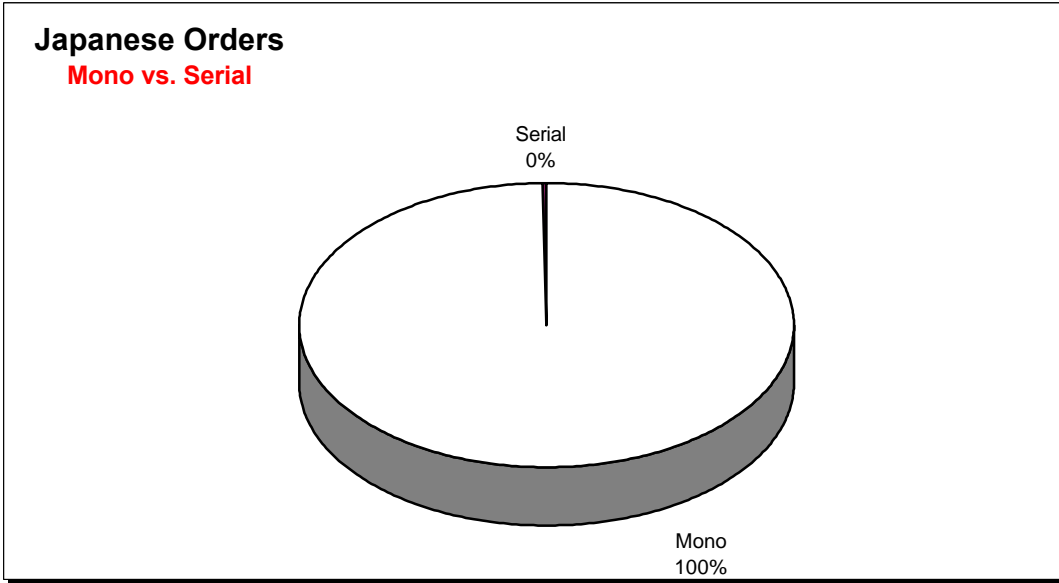
CJK Unit Monthly Workload Statistics FY 98/99



Japanese

June

1999



CJK Unit Monthly Workload Statistics FY 98/99



Japanese

June

1999

