

CJK Unit Monthly Workload Statistics FY 04/05



ICUL

Serial Orders

Month	BP's	STO's	SUB's	Total	% of Monthly Serials Total	% of Monthly Combined Total
Jul						
Aug	1			1	12.5	0.6
Sep						
Oct						
Nov						
Dec						
Jan						
Feb						
Mar	5			5	62.5	3.1
Apr						
May						
Jun	1			1	100.0	2.1
<b>Total</b>	<b>7</b>			<b>7</b>	<b>23.3</b>	<b>0.5</b>

Mean	1			1	14.6	0.5
Max	5			5	100.0	3.1
Min						

June

2005

Quotes

Month	Mono	Serial	Total
Jul			
Aug			
Sep			
Oct			
Nov			
Dec			
Jan			
Feb			
Mar			
Apr			
May			
Jun			
<b>Total</b>			

Mean			
Max			
Min			

Monographic Orders

Month	Orders	% of Monthly Mono Total	% of Monthly Combined Total
Jul	60	64.5	63.8
Aug	103	60.9	58.2
Sep	102	56.7	56.0
Oct	49	37.4	37.1
Nov	59	71.1	71.1
Dec	58	82.9	82.9
Jan	128	87.7	87.1
Feb	50	71.4	69.4
Mar	128	82.6	78.5
Apr	88	77.9	75.9
May	109	79.0	77.3
Jun	39	84.8	83.0
<b>Total</b>	<b>973</b>	<b>69.8</b>	<b>68.3</b>

Mean	81	71.4	70.0
Max	128	87.7	87.1
Min	39	37.4	37.1

Monthly Branch Total

Month	Mono & Serial Orders	% of Monthly Combined Total
Jul	60	63.8
Aug	104	58.8
Sep	102	56.0
Oct	49	37.1
Nov	59	71.1
Dec	58	82.9
Jan	128	87.1
Feb	50	69.4
Mar	133	81.6
Apr	88	75.9
May	109	77.3
Jun	40	85.1
<b>Total</b>	<b>980</b>	<b>68.8</b>

Mean	82	70.5
Max	133	87.1
Min	40	37.1

# CJK Unit Monthly Workload Statistics FY 04/05



Japanese

IR/PS

## Serial Orders

Month	BP's	STO's	SUB's	Total	% of Monthly Serials Total	% of Monthly Combined Total
Jul	1			1	100.0	1.1
Aug	3	3	1	7	87.5	4.0
Sep	2			2	100.0	1.1
Oct	1			1	100.0	0.8
Nov						
Dec						
Jan	1			1	100.0	0.7
Feb	2			2	100.0	2.8
Mar	3			3	37.5	1.8
Apr	2	1		3	100.0	2.6
May	2		1	3	100.0	2.1
Jun						
<b>Total</b>	<b>17</b>	<b>4</b>	<b>2</b>	<b>23</b>	<b>76.7</b>	<b>1.6</b>

Mean	1			2	68.8	1.4
Max	3	3	1	7	100.0	4.0
Min						

June

2005

## Quotes

Month	Mono	Serial	Total
Jul			
Aug			
Sep			
Oct			
Nov			
Dec			
Jan			
Feb			
Mar			
Apr			
May			
Jun			
<b>Total</b>			

Mean			
Max			
Min			

## Monographic Orders

Month	Orders	% of Monthly Mono Total	% of Monthly Combined Total
Jul	33	35.5	35.1
Aug	66	39.1	37.3
Sep	78	43.3	42.9
Oct	82	62.6	62.1
Nov	24	28.9	28.9
Dec	12	17.1	17.1
Jan	18	12.3	12.2
Feb	20	28.6	27.8
Mar	27	17.4	16.6
Apr	25	22.1	21.6
May	29	21.0	20.6
Jun	7	15.2	14.9
<b>Total</b>	<b>421</b>	<b>30.2</b>	<b>29.6</b>

Mean	35	28.6	28.1
Max	82	62.6	62.1
Min	7	12.3	12.2

## Monthly Branch Total

Month	Mono & Serial Orders	% of Monthly Combined Total
Jul	34	36.2
Aug	73	41.2
Sep	80	44.0
Oct	83	62.9
Nov	24	28.9
Dec	12	17.1
Jan	19	12.9
Feb	22	30.6
Mar	30	18.4
Apr	28	24.1
May	32	22.7
Jun	7	14.9
<b>Total</b>	<b>444</b>	<b>31.2</b>

Mean	37	29.5
Max	83	62.9
Min	7	12.9

**CJK Unit Monthly Workload Statistics FY 04/05**



**Japanese**

**Combined Branch Monthly Totals:**

**Serial Orders**

Month	BP's	STO's	SUB's	Total	% of Serials Total	% of Combined Total
Jul	1			1	3.3	0.1
Aug	4	3	1	8	26.7	0.6
Sep	2			2	6.7	0.1
Oct	1			1	3.3	0.1
Nov						
Dec						
Jan	1			1	3.3	0.1
Feb	2			2	6.7	0.1
Mar	8			8	26.7	0.6
Apr	2	1		3	10.0	0.2
May	2		1	3	10.0	0.2
Jun	1			1	3.3	0.1
<b>Total</b>	<b>24</b>	<b>4</b>	<b>2</b>	<b>30</b>	<b>100.0</b>	<b>2.1</b>

Mean	2			3	8.3	0.2
Max	8	3	1	8	26.7	0.6
Min						

**June**

**2005**

**Quotes**

Month	Mono	Serial	Total
Jul			
Aug			
Sep			
Oct			
Nov			
Dec			
Jan			
Feb			
Mar			
Apr			
May			
Jun			
<b>Total</b>			

Mean			
Max			
Min			

**Monographic Orders**

Month	Orders	% of Mono Total	% of Combined Total
Jul	93	6.7	6.5
Aug	169	12.1	11.9
Sep	180	12.9	12.6
Oct	131	9.4	9.2
Nov	83	6.0	5.8
Dec	70	5.0	4.9
Jan	146	10.5	10.3
Feb	70	5.0	4.9
Mar	155	11.1	10.9
Apr	113	8.1	7.9
May	138	9.9	9.7
Jun	46	3.3	3.2
<b>Total</b>	<b>1,394</b>	<b>100.0</b>	<b>97.9</b>

Mean	116	8.3	8.2
Max	180	12.9	12.6
Min	46	3.3	3.2

**Monthly Branch Total**

Month	Mono & Serial Orders	% of Combined Total
Jul	94	6.6
Aug	177	12.4
Sep	182	12.8
Oct	132	9.3
Nov	83	5.8
Dec	70	4.9
Jan	147	10.3
Feb	72	5.1
Mar	163	11.4
Apr	116	8.1
May	141	9.9
Jun	47	3.3
<b>Total</b>	<b>1,424</b>	<b>100.0</b>

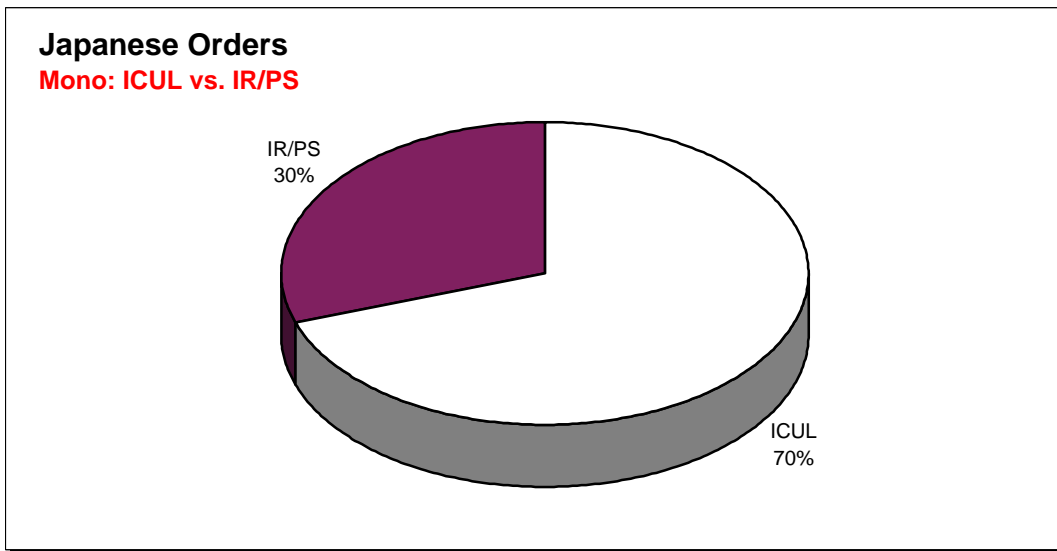
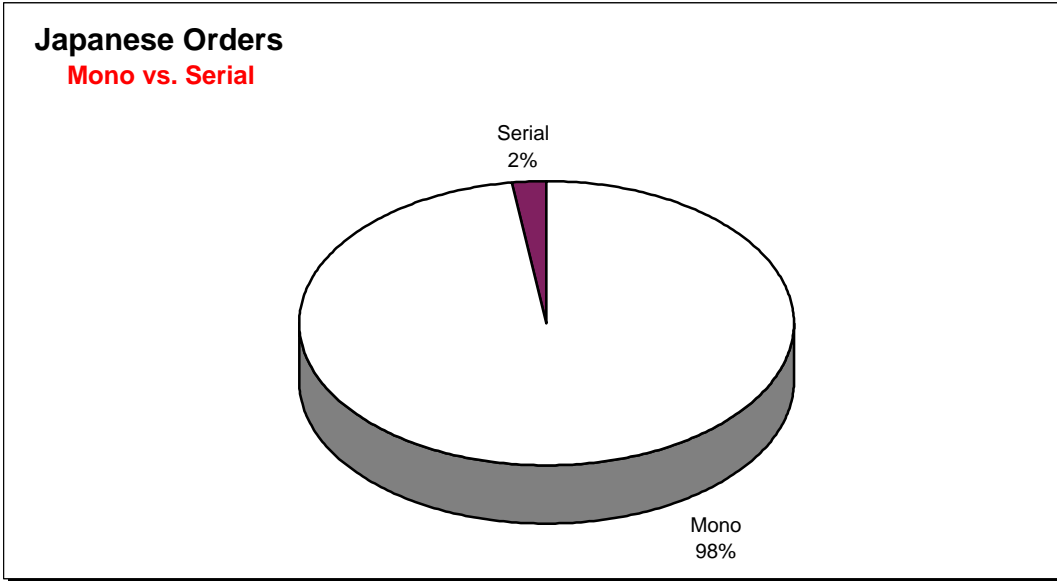
Mean	119	8.3
Max	182	12.8
Min	47	3.3

CJK Unit Monthly Workload Statistics FY 04/05




June

2005



CJK Unit Monthly Workload Statistics FY 04/05



Japanese

June

2005

