

Order Unit Monthly Workload Statistics FY 96/97

Geisel Library

Serial Orders

Month	BP's	STO's	SUB's	Total	% of Monthly Serials Total	% of Monthly Combined Total
Jul	37	9	13	59	70.2	3.2
Aug	168	6	8	182	92.4	9.7
Sep	28	2	13	43	65.2	3.7
Oct	29	2	10	41	57.7	2.1
Nov	30	3	6	39	57.4	3.4
Dec	28	1	5	34	56.7	3.5
Jan	26		5	31	44.9	2.3
Feb	9	1	5	15	29.4	1.0
Mar	72	1	5	78	86.7	5.7
Apr	26	4	6	36	64.3	1.8
May	29	2	4	35	41.7	2.6
Jun	20	1	5	26	63.4	2.0
Total	502	32	85	619	66.1	3.5

Mean	42	3	7	52	60.8	3.4
Max	168	9	13	182	92.4	9.7
Min	9		4	15	29.4	1.0

Monographic Orders

Month	Orders	% of Monthly Mono Total	% of Monthly Combined Total
Jul	1,526	86.9	82.9
Aug	1,398	83.3	74.6
Sep	878	79.0	74.5
Oct	1,238	65.3	62.9
Nov	806	75.0	70.6
Dec	812	89.9	84.3
Jan	905	71.2	67.5
Feb	838	59.6	57.5
Mar	1,073	84.3	78.7
Apr	1,662	84.1	81.8
May	1,074	85.0	79.7
Jun	945	75.8	73.4
Total	13,155	78.0	73.9

Mean	1,096	78.3	74.0
Max	1,662	89.9	84.3
Min	806	59.6	57.5

June

1997

Quotes

Month	Mono	Serial	Total
Jul	1	3	4
Aug		3	3
Sep		2	2
Oct		3	3
Nov		2	2
Dec		1	1
Jan	3	1	4
Feb		2	2
Mar	5	2	7
Apr	2	1	3
May		3	3
Jun	1	5	6
Total	12	28	40

Mean	1	2	3
Max	5	5	7
Min		1	1

Monthly Branch Total

Month	Mono & Serial Orders	% of Monthly Combined Total
Jul	1,585	86.1
Aug	1,580	84.3
Sep	921	78.2
Oct	1,279	65.0
Nov	845	74.0
Dec	846	87.9
Jan	936	69.9
Feb	853	58.5
Mar	1,151	84.4
Apr	1,698	83.6
May	1,109	82.3
Jun	971	75.4
Total	13,774	77.4

Mean	1,148	77.5
Max	1,698	87.9
Min	845	58.5

Order Unit Monthly Workload Statistics FY 96/97

IR/PS

Serial Orders

Month	BP's	STO's	SUB's	Total	% of Monthly Serials Total	% of Monthly Combined Total
Jul	22			22	26.2	1.2
Aug	9	3	1	13	6.6	0.7
Sep	21		2	23	34.8	2.0
Oct	17	1	3	21	29.6	1.1
Nov	24		3	27	39.7	2.4
Dec	24		1	25	41.7	2.6
Jan	25		4	29	42.0	2.2
Feb	32			32	62.7	2.2
Mar	8		3	11	12.2	0.8
Apr	14		5	19	33.9	0.9
May	46		1	47	56.0	3.5
Jun	11		3	14	34.1	1.1
Total	253	4	26	283	30.2	1.6

Mean	21		2	24	35.0	1.7
Max	46	3	5	47	62.7	3.5
Min	8			11	6.6	0.7

Monographic Orders

Month	Orders	% of Monthly Mono Total	% of Monthly Combined Total
Jul	85	4.8	4.6
Aug	87	5.2	4.6
Sep	120	10.8	10.2
Oct	196	10.3	10.0
Nov	109	10.1	9.5
Dec	85	9.4	8.8
Jan	133	10.5	9.9
Feb	44	3.1	3.0
Mar	77	6.0	5.6
Apr	68	3.4	3.3
May	164	13.0	12.2
Jun	94	7.5	7.3
Total	1,262	7.5	7.1

Mean	105	7.9	7.4
Max	196	13.0	12.2
Min	44	3.1	3.0

June

1997

Quotes

Month	Mono	Serial	Total
Jul			
Aug			
Sep			
Oct			
Nov			
Dec			
Jan			
Feb			
Mar			
Apr			
May			
Jun			
Total			

Mean			
Max			
Min			

Monthly Branch Total

Month	Mono & Serial Orders	% of Monthly Combined Total
Jul	107	5.8
Aug	100	5.3
Sep	143	12.1
Oct	217	11.0
Nov	136	11.9
Dec	110	11.4
Jan	162	12.1
Feb	76	5.2
Mar	88	6.5
Apr	87	4.3
May	211	15.7
Jun	108	8.4
Total	1,545	8.7

Mean	129	9.1
Max	217	15.7
Min	76	4.3

Order Unit Monthly Workload Statistics FY 96/97

June 1997

S&E

Serial Orders

Month	BP's	STO's	SUB's	Total	% of Monthly Serials Total	% of Monthly Combined Total
Jul						
Aug						
Sep						
Oct						
Nov						
Dec						
Jan						
Feb						
Mar						
Apr						
May						
Jun						
Total						

Mean				
Max				
Min				

Quotes

Month	Mono	Serial	Total
Jul			
Aug			
Sep			
Oct			
Nov			
Dec			
Jan			
Feb			
Mar			
Apr			
May			
Jun			
Total			

Mean			
Max			
Min			

Monographic Orders

Month	Orders	% of Monthly Mono Total	% of Monthly Combined Total
Jul			
Aug			
Sep			
Oct			
Nov			
Dec			
Jan			
Feb			
Mar			
Apr			
May			
Jun			
Total			

Mean			
Max			
Min			

Monthly Branch Total

Month	Mono & Serial Orders	% of Monthly Combined Total
Jul		
Aug		
Sep		
Oct		
Nov		
Dec		
Jan		
Feb		
Mar		
Apr		
May		
Jun		
Total		

Mean		
Max		
Min		

Order Unit Monthly Workload Statistics FY 96/97

UGL

Serial Orders

Month	BP's	STO's	SUB's	Total	% of Monthly Serials Total	% of Monthly Combined Total
Jul	3			3	3.6	0.2
Aug	2			2	1.0	0.1
Sep						
Oct	9			9	12.7	0.5
Nov	2			2	2.9	0.2
Dec	1			1	1.7	0.1
Jan	9			9	13.0	0.7
Feb	4			4	7.8	0.3
Mar	1			1	1.1	0.1
Apr	1			1	1.8	0.0
May	2			2	2.4	0.1
Jun	1			1	2.4	0.1
Total	35			35	3.7	0.2

Mean	3		3	4.2	0.2
Max	9		9	13.0	0.7
Min					

Monographic Orders

Month	Orders	% of Monthly Mono Total	% of Monthly Combined Total
Jul	145	8.3	7.9
Aug	193	11.5	10.3
Sep	114	10.3	9.7
Oct	463	24.4	23.5
Nov	159	14.8	13.9
Dec	6	0.7	0.6
Jan	233	18.3	17.4
Feb	525	37.3	36.0
Mar	123	9.7	9.0
Apr	246	12.4	12.1
May	25	2.0	1.9
Jun	208	16.7	16.1
Total	2,440	14.5	13.7

Mean	203	13.9	13.2
Max	525	37.3	36.0
Min	6	0.7	0.6

June

1997

Quotes

Month	Mono	Serial	Total
Jul			
Aug			
Sep			
Oct			
Nov			
Dec			
Jan			
Feb			
Mar			
Apr			
May			
Jun			
Total			

Mean			
Max			
Min			

Monthly Branch Total

Month	Mono & Serial Orders	% of Monthly Combined Total
Jul	148	8.0
Aug	195	10.4
Sep	114	9.7
Oct	472	24.0
Nov	161	14.1
Dec	7	0.7
Jan	242	18.1
Feb	529	36.3
Mar	124	9.1
Apr	247	12.2
May	27	2.0
Jun	209	16.2
Total	2,475	13.9

Mean	206	13.4
Max	529	36.3
Min	7	0.7

Order Unit Monthly Workload Statistics FY 96/97

Combined Branch Monthly Totals

Serial Orders

Month	BP's	STO's	SUB's	Total	% of Serials Total	% of Combined Total
Jul	62	9	13	84	9.0	0.5
Aug	179	9	9	197	21.0	1.1
Sep	49	2	15	66	7.0	0.4
Oct	55	3	13	71	7.6	0.4
Nov	56	3	9	68	7.3	0.4
Dec	53	1	6	60	6.4	0.3
Jan	60		9	69	7.4	0.4
Feb	45	1	5	51	5.4	0.3
Mar	81	1	8	90	9.6	0.5
Apr	41	4	11	56	6.0	0.3
May	77	2	5	84	9.0	0.5
Jun	32	1	8	41	4.4	0.2
Total	790	36	111	937	100.0	5.3

Mean	66	3	9	78	8.3	0.4
Max	179	9	15	197	21.0	1.1
Min	32		5	41	4.4	0.2

Monographic Orders

Month	Orders	% of Mono Total	% of Combined Total
Jul	1,756	10.4	9.9
Aug	1,678	10.0	9.4
Sep	1,112	6.6	6.2
Oct	1,897	11.3	10.7
Nov	1,074	6.4	6.0
Dec	903	5.4	5.1
Jan	1,271	7.5	7.1
Feb	1,407	8.3	7.9
Mar	1,273	7.6	7.2
Apr	1,976	11.7	11.1
May	1,263	7.5	7.1
Jun	1,247	7.4	7.0
Total	16,857	100.0	94.7

Mean	1,405	8.3	7.9
Max	1,976	11.7	11.1
Min	903	5.4	5.1

June

1997

Quotes

Month	Mono	Serial	Total
Jul	1	3	4
Aug		3	3
Sep		2	2
Oct		3	3
Nov		2	2
Dec		1	1
Jan	3	1	4
Feb		2	2
Mar	5	2	7
Apr	2	1	3
May		3	3
Jun	1	5	6
Total	12	28	40

Mean	1	2	3
Max	5	5	7
Min		1	1

Monthly Branch Total

Month	Mono & Serial Orders	% of Combined Total
Jul	1,840	10.3
Aug	1,875	10.5
Sep	1,178	6.6
Oct	1,968	11.1
Nov	1,142	6.4
Dec	963	5.4
Jan	1,340	7.5
Feb	1,458	8.2
Mar	1,363	7.7
Apr	2,032	11.4
May	1,347	7.6
Jun	1,288	7.2
Total	17,794	100.0

Mean	1,483	8.3
Max	2,032	11.4
Min	963	5.4

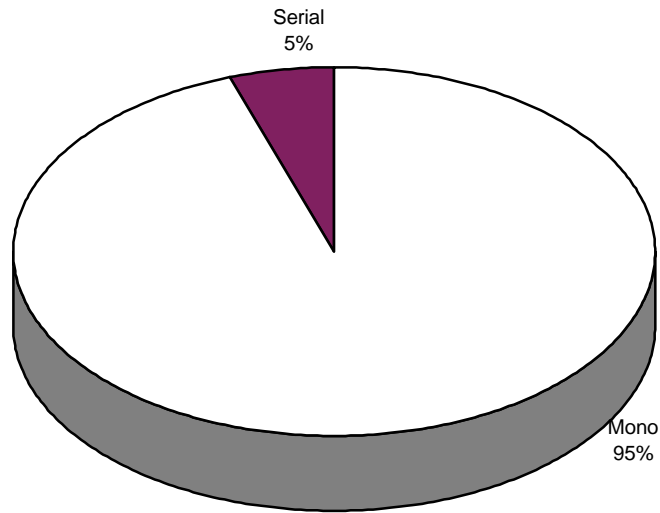
Order Unit Monthly Workload Statistics FY 96/97

June

1997

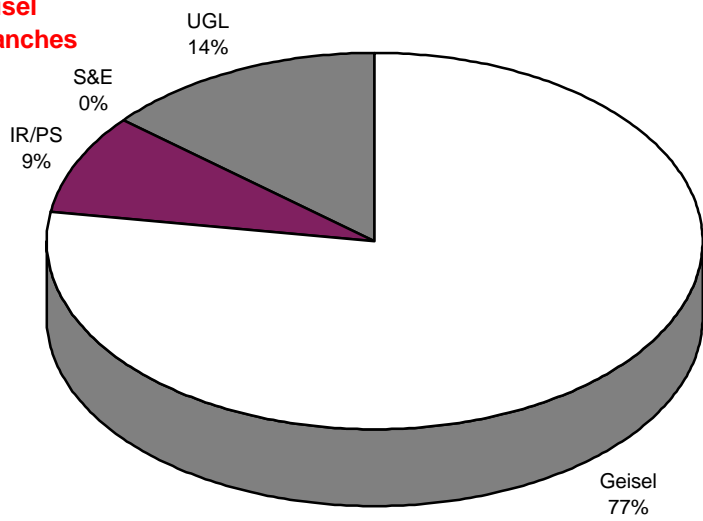
Orders to Date

Mono vs. Serial



Orders to Date

Geisel vs. Branches



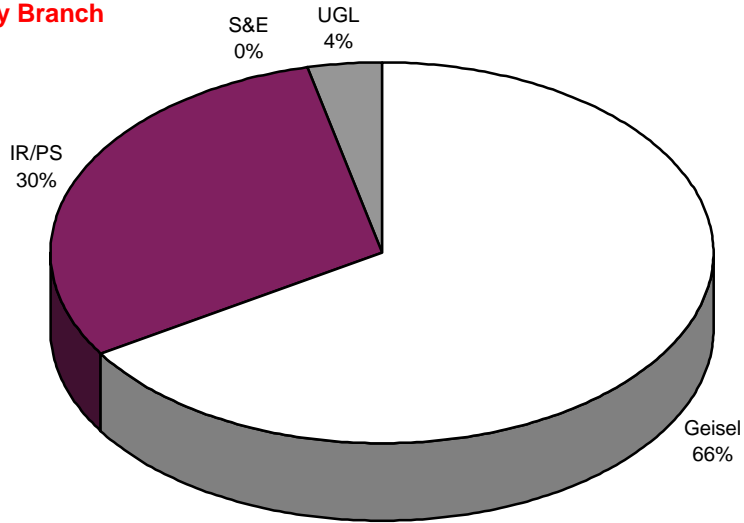
Order Unit Monthly Workload Statistics FY 96/97

June

1997

Orders to Date

Serials by Branch



Orders To Date

Serials by Order Type

