

Acquisitions Department Monthly Order Statistics FY 2004/2005

Table of Contents

Abbreviation	Meaning
AAL	Art & Architecture Library
BML	Biomedical Library
CLICS	Center for Library Instructional & Computing Services
CMRR	Center for Magnetic Recording Research
Docs (non U.S.)	Government Documents (non-U.S.)
Docs (U.S.)	Government Documents (U.S. only)
FVL	Film & Video Library
IR/PS	International Relations/Pacific Studies
MCL	Medical Center Library
MSCL	Mandeville Special Collections Library
MUS	Music Library
NET	Internet
NETD	Internet--U.S. Government Site
S&E	Science & Engineering Library
SIO	Scripps Institution of Oceanography Library
SRLF	Southern Regional Library Facility
SSH	Social Sciences & Humanities Library
Combined Monthly Total	Combined monthly totals of the above branch libraries
Graphs	Total Orders by Branch
	Total Serial Orders by Branch
	Mono vs Serial Orders
	Serials by Order Type
	Monographs by Order Type
YTD Summary of Branch Totals	Serial
	Mono
	Grand Total

Click on any of the above categories to go to that section.

Notes:

CJK material, AAL Slides, Sp. Coll. Monographs, & CDL orders are excluded from the counts listed above. (The data for these types of orders is available on demand from the Acquisitions Dept.)

Projections are not statistically valid until April each year.

Approval orders may appear for branch libraries not having their own specific approval plan because the item was **selected** for that branch library.

Claim on Approval titles are counted under *Direct Orders*.

Acquisitions Department Monthly Order Statistics FY 2004/2005

June 2005

AAL Serial Orders

Month	BP's	STO's	SUB's	Total
Jul	1			1
Aug	1			1
Sep	1			1
Oct	1			1
Nov	4		1	5
Dec	2			2
Jan	1		1	2
Feb	2		1	3
Mar	1			1
Apr	5			5
May				
Jun				
Total	19		3	22

Mean	2		0	2
Max	5		1	5
	1		1	
Projection for year				

AAL Monographic Orders

Month	Approval	Forms/Slips	Reserves	Direct Orders	Replacements	Mono Total	Combined Mono & Serial Total
Jul	14	85		23	4	126	127
Aug	31	92		67	8	198	199
Sep	13	12		25		50	51
Oct	2	3		15		20	21
Nov	2	201		45	2	250	255
Dec	7	116		22	15	160	162
Jan		36		49	2	87	89
Feb	4	63	1	14		82	85
Mar	3	32		56	1	92	93
Apr	2	76		89		167	172
May	90			7	1	98	98
Jun	7	18		42		67	67
Total	175	734	1	454	33	1,397	1,419

Mean	15	61	0	38	3	116	118
Max	90	201	1	89	15	250	255
	2	3	1	7		20	21
Projection for year							

Acquisitions Department Monthly Order Statistics FY 2004/2005

June 2005

BML Serial Orders

Month	BP's	STO's	SUB's	Total
Jul				
Aug				
Sep	1	1		2
Oct	1	2		3
Nov	1			1
Dec	1			1
Jan	2			2
Feb	2			2
Mar	4			4
Apr	4	1		5
May	2	1		3
Jun	3			3
Total	21	5		26

Mean	2	0		2
Max	4	2		5
	1	1		
Projection for year				

BML Monographic Orders

Month	Approval	Forms/Slips	Reserves	Direct Orders	Replacements	Mono Total	Combined Mono & Serial Total
Jul	102		4			106	106
Aug	133	9	1	1		144	144
Sep	83		13	1		97	99
Oct	194		21	1		216	219
Nov	99		2	4		105	106
Dec	119	1	4	15	1	140	141
Jan	140		8	3		151	153
Feb	125	15		1		141	143
Mar	158		4			162	166
Apr	101	9	2	15		127	132
May	95			3		98	101
Jun	131	10	3	7		151	154
Total	1,480	44	62	51	1	1,638	1,664

Mean	123	4	5	4	0	137	139
Max	194	15	21	15	1	216	219
	83	1	1	1		97	99
Projection for year							

Acquisitions Department Monthly Order Statistics FY 2004/2005

June 2005

CLICS Serial Orders

Month	BP's	STO's	SUB's	Total
Jul				
Aug				
Sep				
Oct				
Nov				
Dec				
Jan				
Feb				
Mar				
Apr				
May				
Jun				
Total				

Mean				
Max				
Projection for year				

CLICS Monographic Orders

Month	Approval	Forms/Slips	Reserves	Direct Orders	Replacements	Mono Total	Combined Mono & Serial Total
Jul				2		2	2
Aug				1		1	1
Sep				2		2	2
Oct							
Nov							
Dec							
Jan							
Feb							
Mar							
Apr							
May							
Jun							
Total				5		5	5

Mean				0		0	0
Max				2		2	2
Projection for year							

Acquisitions Department Monthly Order Statistics FY 2004/2005

June 2005

CMRR Serial Orders

Month	BP's	STO's	SUB's	Total
Jul				
Aug				
Sep				
Oct				
Nov				
Dec				
Jan				
Feb				
Mar				
Apr				
May				
Jun				
Total				

Mean				
Max				
Projection for year				

CMRR Monographic Orders

Month	Approval	Forms/Slips	Reserves	Direct Orders	Replacements	Mono Total	Combined Mono & Serial Total
Jul							
Aug							
Sep							
Oct							
Nov							
Dec							
Jan							
Feb							
Mar							
Apr							
May							
Jun							
Total							

Mean							
Max							
Projection for year							

Acquisitions Department Monthly Order Statistics FY 2004/2005

June 2005

Docs (non U.S.) Serial Orders

Month	BP's	STO's	SUB's	Total
Jul				
Aug		1	1	2
Sep				
Oct				
Nov				
Dec				
Jan				
Feb				
Mar				
Apr		1		1
May		1		1
Jun		1		1
Total		4	1	5

Mean		0	0	0
Max		1	1	2
		1		
Projection for year				

Docs (non U.S.) Monographic Orders

Month	Approval	Forms/Slips	Reserves	Direct Orders	Replacements	Mono Total	Combined Mono & Serial Total
Jul							
Aug							2
Sep							
Oct							
Nov							
Dec							
Jan							
Feb							
Mar				1		1	1
Apr							1
May							1
Jun							1
Total				1		1	6

Mean				0		0	1
Max				1		1	2
Projection for year							

Acquisitions Department Monthly Order Statistics FY 2004/2005

June 2005

Docs (U.S.) Serial Orders

Month	BP's	STO's	SUB's	Total
Jul				
Aug		1		1
Sep				
Oct				
Nov				
Dec				
Jan				
Feb			1	1
Mar				
Apr				
May				
Jun				
Total		1	1	2

Mean		0	0	0
Max		1	1	1
Projection for year				

Docs (U.S.) Monographic Orders

Month	Approval	Forms/Slips	Reserves	Direct Orders	Replacements	Mono Total	Combined Mono & Serial Total
Jul							
Aug				2		2	3
Sep							
Oct							
Nov				1		1	1
Dec							
Jan							
Feb							1
Mar							
Apr				1		1	1
May							
Jun				1		1	1
Total				5		5	7

Mean				0		0	1
Max				2		2	3
Projection for year				1			

Acquisitions Department Monthly Order Statistics FY 2004/2005

June 2005

FVL Serial Orders

Month	BP's	STO's	SUB's	Total
Jul				
Aug				
Sep				
Oct				
Nov				
Dec				
Jan				
Feb				
Mar				
Apr				
May				
Jun				
Total				

Mean				
Max				
Projection for year				

FVL Monographic Orders

Month	Approval	Forms/Slips	Reserves	Direct Orders	Replacements	Mono Total	Combined Mono & Serial Total
Jul				38	1	39	39
Aug				36		36	36
Sep				95	1	96	96
Oct				62	4	66	66
Nov				42		42	42
Dec				75	4	79	79
Jan				59		59	59
Feb			2	91		93	93
Mar				71	1	72	72
Apr				98	4	102	102
May				81	1	82	82
Jun				35		35	35
Total			2	783	16	801	801

Mean			0	65	1	67	67
Max			2	98	4	102	102
Projection for year				35		35	35

Acquisitions Department Monthly Order Statistics FY 2004/2005

June 2005

IR/PS Serial Orders

Month	BP's	STO's	SUB's	Total
Jul	4		1	5
Aug	29	3	1	33
Sep	31	5		36
Oct	16	9		25
Nov	10	1		11
Dec	12	1		13
Jan	14	4		18
Feb	11			11
Mar	53	3		56
Apr	29	1		30
May	18	14	1	33
Jun	13	1		14
Total	240	42	3	285

Mean	20	4	0	24
Max	53	14	1	56
	4	1		5
Projection for year				

IR/PS Monographic Orders

Month	Approval	Forms/Slips	Reserves	Direct Orders	Replacements	Mono Total	Combined Mono & Serial Total
Jul	4	28		97		129	134
Aug	5	8	8	143		164	197
Sep	9	36	7	101		153	189
Oct	7	9	5	93	3	117	142
Nov	10	113	5	117		245	256
Dec	2	7	2	38		49	62
Jan		40	7	259		306	324
Feb	4	22	1	124		151	162
Mar	3	77	7	115		202	258
Apr	2	25	4	94		125	155
May	3	29		24		56	89
Jun	3	40		51		94	108
Total	52	434	46	1,256	3	1,791	2,076

Mean	4	36	4	105	0	149	173
Max	10	113	8	259	3	306	324
	2	7		24		49	62
Projection for year							

Acquisitions Department Monthly Order Statistics FY 2004/2005

June 2005

MCL Serial Orders

Month	BP's	STO's	SUB's	Total
Jul				
Aug	1			1
Sep	2			2
Oct				
Nov				
Dec				
Jan	1			1
Feb	3			3
Mar	1			1
Apr	4	1		5
May	1			1
Jun	9			9
Total	22	1		23

Mean	2	0		2
Max	9	1		9
	1			
Projection for year				

MCL Monographic Orders

Month	Approval	Forms/Slips	Reserves	Direct Orders	Replacements	Mono Total	Combined Mono & Serial Total
Jul	50					50	50
Aug	31				15	46	47
Sep	34					34	36
Oct	57			11		68	68
Nov	35			2		37	37
Dec	37					37	37
Jan	46			9	1	56	57
Feb	32				4	36	39
Mar	40				1	41	42
Apr	22			1	1	24	29
May	36	1		4		41	42
Jun	88			59		147	156
Total	508	1		86	22	617	640

Mean	42	0		7	2	51	53
Max	88	1		59	15	147	156
	22			1	1	24	29
Projection for year							

Acquisitions Department Monthly Order Statistics FY 2004/2005

June 2005

MSCL Serial Orders

Month	BP's	STO's	SUB's	Total
Jul	1			1
Aug				
Sep				
Oct				
Nov				
Dec				
Jan	1			1
Feb				
Mar	1			1
Apr				
May				
Jun				
Total	3			3

Mean	0			0
Max	1			1
Projection for year				

MSCL Monographic Orders

Month	Approval	Forms/Slips	Reserves	Direct Orders	Replacements	Mono Total	Combined Mono & Serial Total
Jul	13			4		17	18
Aug	3					3	3
Sep	17	1		2		20	20
Oct	12			96		108	108
Nov	22			24		46	46
Dec				7		7	7
Jan	11			15		26	27
Feb	3			20		23	23
Mar	16			14		30	31
Apr	22			45		67	67
May	32			40		72	72
Jun	32			43		75	75
Total	183	1		310		494	497

Mean	15	0		26		41	41
Max	32	1		96		108	108
Projection for year						3	3

Acquisitions Department Monthly Order Statistics FY 2004/2005

June 2005

MUS Serial Orders

Month	BP's	STO's	SUB's	Total
Jul	2			2
Aug				
Sep	1			1
Oct				
Nov				
Dec				
Jan			1	1
Feb				
Mar				
Apr	2			2
May	1		1	2
Jun	1			1
Total	7		2	9

Mean	1		0	1
Max	2		1	2
Projection for year				

MUS Monographic Orders

Month	Approval	Forms/Slips	Reserves	Direct Orders	Replacements	Mono Total	Combined Mono & Serial Total
Jul		6		119	47	172	174
Aug	16	5		63	2	86	86
Sep	28	6		163	2	199	200
Oct	11	7		113	1	132	132
Nov		8		39		47	47
Dec		24		29	1	54	54
Jan	19	3		97		119	120
Feb	11	4		64	1	80	80
Mar	17	13		63		93	93
Apr	19	1		119		139	141
May		22		47	2	71	73
Jun	18	9		120	1	148	149
Total	139	108		1,036	57	1,340	1,349

Mean	12	9		86	5	112	112
Max	28	24		163	47	199	200
Projection for year	11	1		29	1	47	47

Acquisitions Department Monthly Order Statistics FY 2004/2005

June 2005

NET Serial Orders

Month	BP's	STO's	SUB's	Total
Jul		1		1
Aug				
Sep		1	2	3
Oct	1		2	3
Nov	1		1	2
Dec	1			1
Jan			1	1
Feb			1	1
Mar			1	1
Apr			2	2
May			7	7
Jun	1			1
Total	4	2	17	23

Mean	0	0	1	2
Max	1	1	7	7
		1		
Projection for year				

NET Monographic Orders

Month	Approval	Forms/Slips	Reserves	Direct Orders	Replacements	Mono Total	Combined Mono & Serial Total
Jul				5		5	6
Aug				1		1	1
Sep				3		3	6
Oct				3		3	6
Nov				1		1	3
Dec				2		2	3
Jan				1		1	2
Feb				48	1	49	50
Mar				7		7	8
Apr				4		4	6
May				7		7	14
Jun				7		7	8
Total				89	1	90	113

Mean				7	0	8	9
Max				48	1	49	50
				1		1	1
Projection for year							

Acquisitions Department Monthly Order Statistics FY 2004/2005

June 2005

NETD Serial Orders

Month	BP's	STO's	SUB's	Total
Jul				
Aug				
Sep				
Oct				
Nov				
Dec				
Jan				
Feb				
Mar				
Apr				
May				
Jun				
Total				

Mean				
Max				
Projection for year				

NETD Monographic Orders

Month	Approval	Forms/Slips	Reserves	Direct Orders	Replacements	Mono Total	Combined Mono & Serial Total
Jul							
Aug							
Sep							
Oct							
Nov							
Dec							
Jan							
Feb							
Mar							
Apr							
May							
Jun							
Total							

Mean							
Max							
Projection for year							

Acquisitions Department Monthly Order Statistics FY 2004/2005

June 2005

S&E Serial Orders

Month	BP's	STO's	SUB's	Total
Jul	6	1	6	13
Aug	5		1	6
Sep	2	2	1	5
Oct	4	1		5
Nov	3	2	1	6
Dec	4	1	2	7
Jan		3	5	8
Feb	3	4	1	8
Mar	5	1	2	8
Apr	5	3	3	11
May	4		5	9
Jun	6	3	3	12
Total	47	21	30	98

Mean	4	2	3	8
Max	6	4	6	13
	2	1	1	5
Projection for year				

S&E Monographic Orders

Month	Approval	Forms/Slips	Reserves	Direct Orders	Replacements	Mono Total	Combined Mono & Serial Total
Jul	64	46	2	12	1	125	138
Aug	51	11	2	66	1	131	137
Sep	73	33	37	8		151	156
Oct	65	55	23	4	2	149	154
Nov	74	130		6		210	216
Dec	70	15	16	9	2	112	119
Jan	72	23	26	8	1	130	138
Feb	141	66	2	9	1	219	227
Mar	76	46	30	12		164	172
Apr	46	105	14	29	1	195	206
May	101	100		14		215	224
Jun	121	61	3	9		194	206
Total	954	691	155	186	9	1,995	2,093

Mean	80	58	13	16	1	166	174
Max	141	130	37	66	2	219	227
	46	11	2	4	1	112	119
Projection for year							

Acquisitions Department Monthly Order Statistics FY 2004/2005

June 2005

SIO Serial Orders

Month	BP's	STO's	SUB's	Total
Jul	3	1		4
Aug	3	1	3	7
Sep	1			1
Oct	5	1	1	7
Nov	3		1	4
Dec				
Jan	1		2	3
Feb	2		2	4
Mar	5			5
Apr	2	1	1	4
May	1	1	2	4
Jun	2			2
Total	28	5	12	45

Mean	2	0	1	4
Max	5	1	3	7
	1	1		
Projection for year				

SIO Monographic Orders

Month	Approval	Forms/Slips	Reserves	Direct Orders	Replacements	Mono Total	Combined Mono & Serial Total
Jul				11	3	14	18
Aug		57	9	20		86	93
Sep		21	10	67		98	99
Oct		12	2	90		104	111
Nov		22	5	15		42	46
Dec		17		8		25	25
Jan		13	2	19		34	37
Feb		44		65		109	113
Mar		15	1	88		104	109
Apr		21		2		23	27
May		35		66		101	105
Jun		15		32		47	49
Total		272	29	483	3	787	832

Mean		23	2	40	0	66	69
Max		57	10	90	3	109	113
		12		2		14	18
Projection for year							

Acquisitions Department Monthly Order Statistics FY 2004/2005

June 2005

SRLF Serial Orders

Month	BP's	STO's	SUB's	Total
Jul				
Aug				
Sep				
Oct	1			1
Nov				
Dec				
Jan				
Feb				
Mar				
Apr				
May				
Jun				
Total	1			1

Mean	0			0
Max	1			1
Projection for year				

SRLF Monographic Orders

Month	Approval	Forms/Slips	Reserves	Direct Orders	Replacements	Mono Total	Combined Mono & Serial Total
Jul							
Aug				1		1	1
Sep							
Oct							1
Nov							
Dec				2		2	2
Jan							
Feb				1		1	1
Mar					1	1	1
Apr							
May							
Jun							
Total				4	1	5	6

Mean				0	0	0	1
Max				2	1	2	2
Projection for year							

Acquisitions Department Monthly Order Statistics FY 2004/2005

June 2005

SSH Serial Orders

Month	BP's	STO's	SUB's	Total
Jul	52	5	3	60
Aug	14	3	6	23
Sep	32	13	1	46
Oct	18	4	2	24
Nov	14	3		17
Dec	56	2		58
Jan	33	2	3	38
Feb	20	4	6	30
Mar	51	2	2	55
Apr	30	3	1	34
May	28	3	7	38
Jun	21	1	1	23
Total	369	45	32	446

Mean	31	4	3	37
Max	56	13	7	60
	14	1	1	17
Projection for year				

SSH Monographic Orders

Month	Approval	Forms/Slips	Reserves	Direct Orders	Replacements	Mono Total	Combined Mono & Serial Total
Jul	496	776	6	376	12	1,666	1,726
Aug	450	616	5	689	43	1,803	1,826
Sep	533	642	48	436	4	1,663	1,709
Oct	679	582	22	527	13	1,823	1,847
Nov	770	921		511	7	2,209	2,226
Dec	478	542	26	344	254	1,644	1,702
Jan	518	708	40	895	21	2,182	2,220
Feb	632	1,142	23	623	11	2,431	2,461
Mar	630	1,195	8	857	7	2,697	2,752
Apr	623	978	49	693	8	2,351	2,385
May	583	1,101	18	652	4	2,358	2,396
Jun	592	1,206	5	586	13	2,402	2,425
Total	6,984	10,409	250	7,189	397	25,229	25,675

Mean	582	867	21	599	33	2,102	2,140
Max	770	1,206	49	895	254	2,697	2,752
	450	542	5	344	4	1,644	1,702
Projection for year							

Acquisitions Department Monthly Order Statistics FY 2004/2005

June 2005

Combined Monthly Total of Serial Orders

Month	BP's	STO's	SUB's	Total
Jul	69	8	10	87
Aug	53	9	12	74
Sep	71	22	4	97
Oct	47	17	5	69
Nov	36	6	4	46
Dec	76	4	2	82
Jan	53	9	13	75
Feb	43	8	12	63
Mar	121	6	5	132
Apr	81	11	7	99
May	55	20	23	98
Jun	56	6	4	66
Total	761	126	101	988

Mean	63	11	8	82
Max	121	22	23	132
	36	4	2	46
Projection for year				

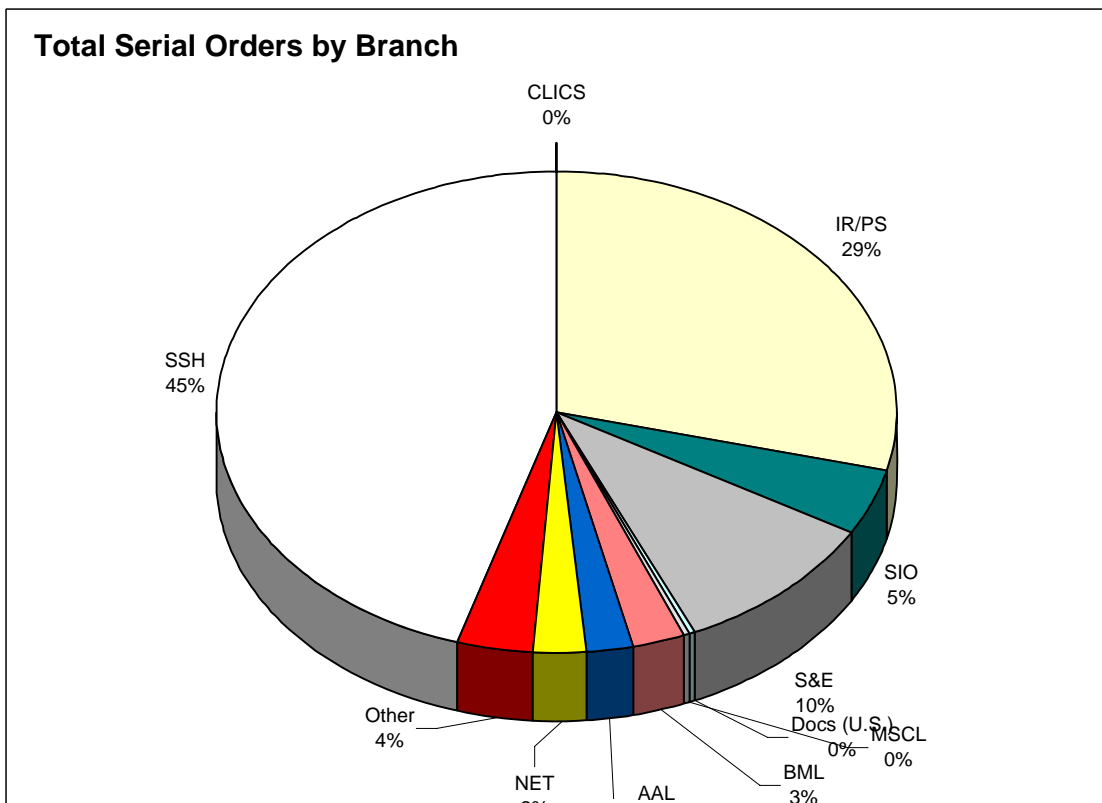
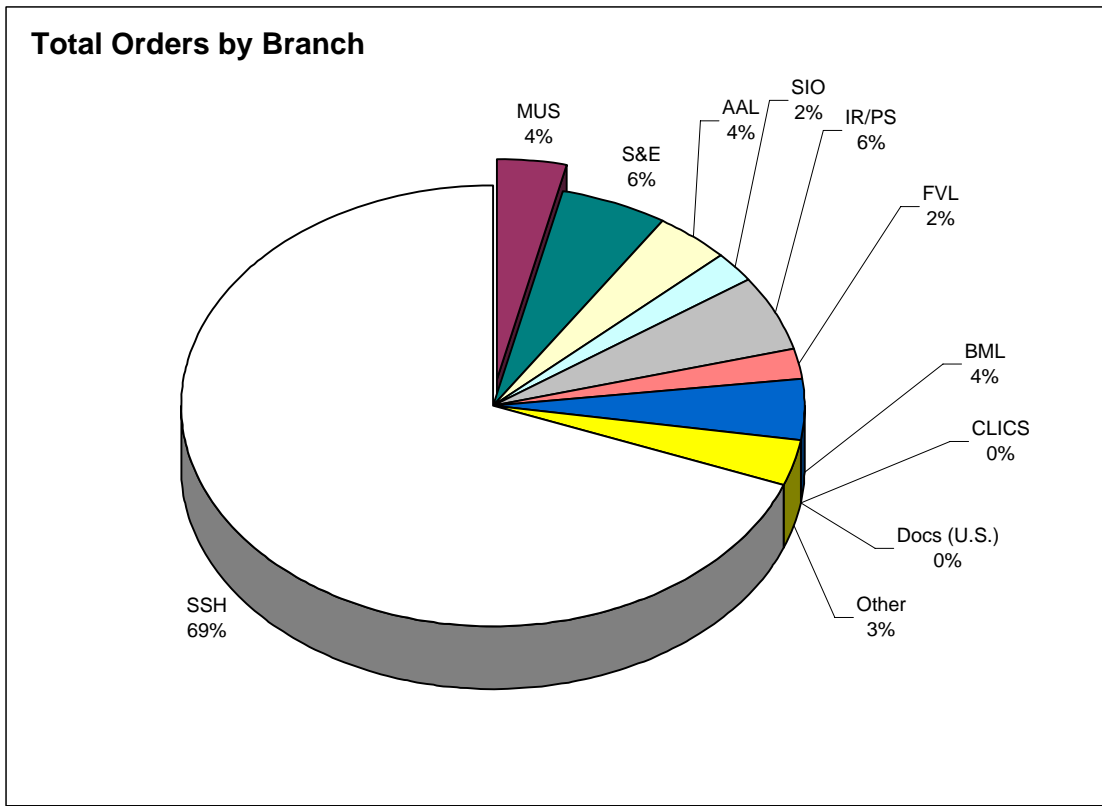
Combined Monthly Total of Monographic Orders

Month	Approval	Forms/Slips	Reserves	Direct Orders	Replacements	Mono Total	Combined Mono & Serial Total
Jul	743	941	12	687	68	2,451	2,538
Aug	720	798	25	1,090	69	2,702	2,776
Sep	790	751	115	903	7	2,566	2,663
Oct	1,027	668	73	1,015	23	2,806	2,875
Nov	1,012	1,395	12	807	9	3,235	3,281
Dec	713	722	48	551	277	2,311	2,393
Jan	806	823	83	1,414	25	3,151	3,226
Feb	952	1,356	29	1,060	18	3,415	3,478
Mar	943	1,378	50	1,284	11	3,666	3,798
Apr	837	1,215	69	1,190	14	3,325	3,424
May	940	1,288	18	945	8	3,199	3,297
Jun	992	1,359	11	992	14	3,368	3,434
Total	10,475	12,694	545	11,938	543	36,195	37,183

Mean	873	1,058	45	995	45	3,016	3,099
Max	1,027	1,395	115	1,414	277	3,666	3,798
	713	668	11	551	7	2,311	2,393
Projection for year							

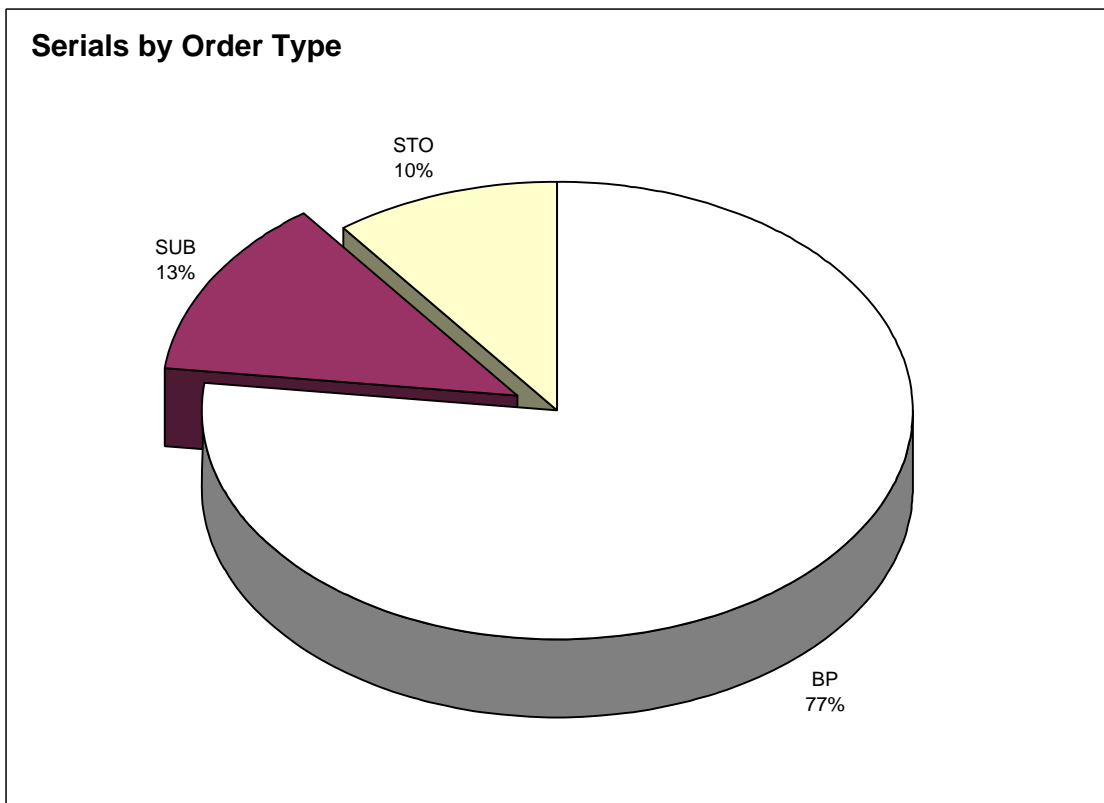
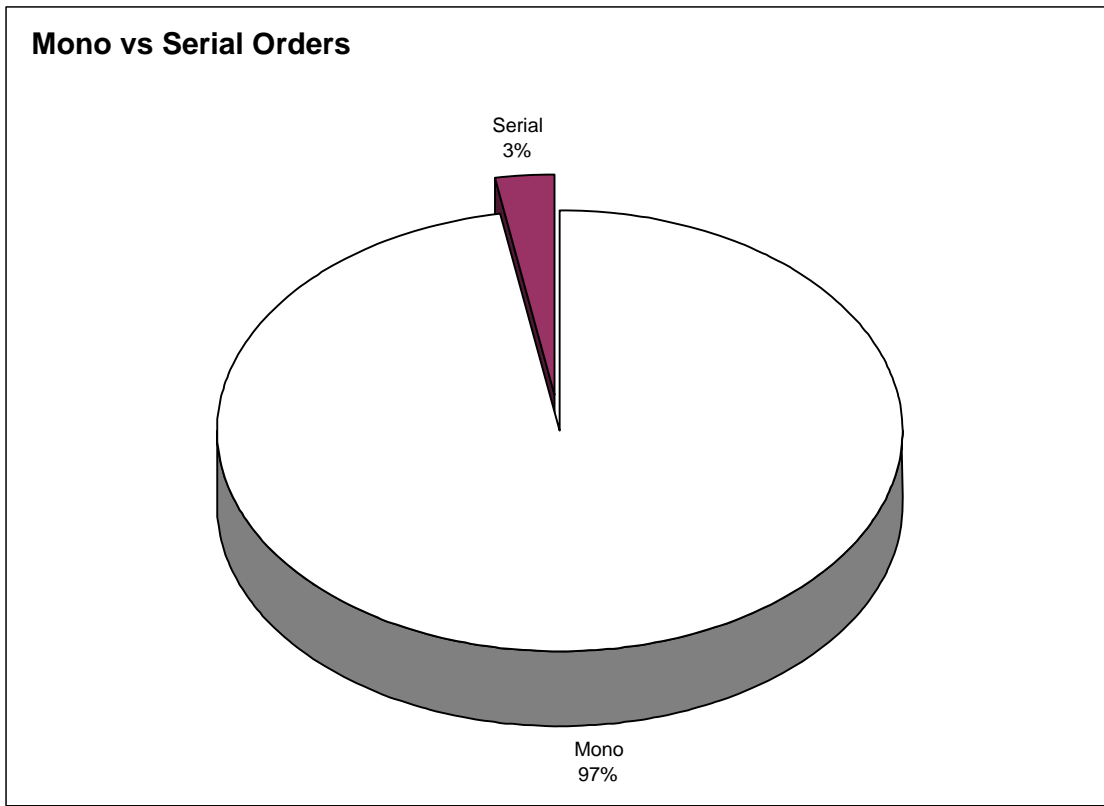
Acquisitions Department Monthly Order Statistics FY 2004/2005

June 2005



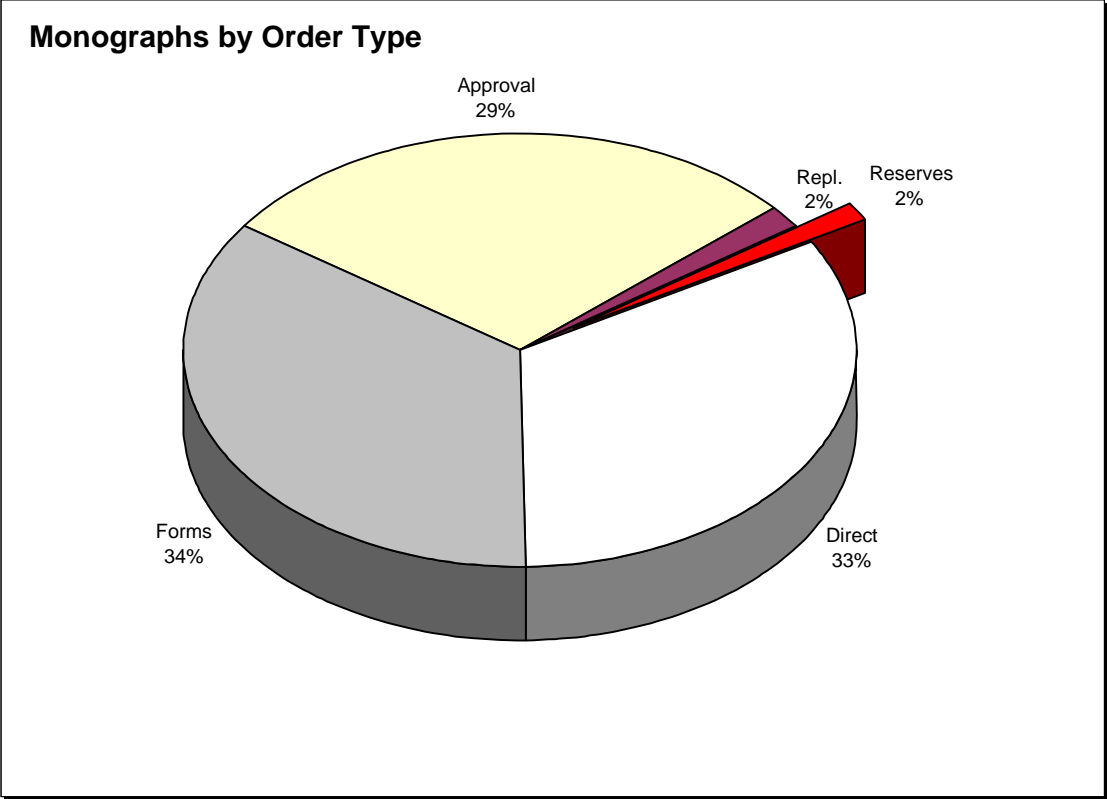
Acquisitions Department Monthly Order Statistics FY 2004/2005

June 2005



Acquisitions Department Monthly Order Statistics FY 2004/2005

June 2005



Acquisitions Department Monthly Order Statistics FY 2004/2005

June 2005

YTD Summary of Branch totals

Serial Orders

Library	BP's	STO's	SUB's	Total
BML	21	5		26
MCL	22	1		23
Medical Libraries Total	43	6		49
CMRR				
S&E	47	21	30	98
S&E Total	47	21	30	98
SIO	28	5	12	45
Science Libraries Total	118	32	42	192
AAL	19		3	22
FVL				
MUS	7		2	9
Arts Libraries Total	26		5	31
CLICS				
Docs (non U.S.)		4	1	5
Docs (U.S.)		1	1	2
NETD				
Docs Total		5	2	7
IR/PS	240	42	3	285
MSCL	3			3
NET	4	2	17	23
NETD				
NET Total	4	2	17	23
SSH	369	45	32	446
Social sciences & humanities libraries Total	642	94	59	795
SRLF	1			1
Grand Total	761	126	101	988

Acquisitions Department Monthly Order Statistics FY 2004/2005

June 2005

YTD Summary of Branch totals

Monographic Orders

Library	Approval	Forms/Slips	Reserves	Direct orders	Replacements	Mono Total	Combined Mono & Serial Total
BML	1,480	44	62	51	1	1,638	1,664
MCL	508	1		86	22	617	640
Medical Libraries Total	1,988	45	62	137	23	2,255	2,304
CMRR							
S&E	954	691	155	186	9	1,995	2,093
S&E Total	954	691	155	186	9	1,995	2,093
SIO		272	29	483	3	787	832
Science Libraries Total	2,942	1,008	246	806	35	5,037	5,229
AAL	175	734	1	454	33	1,397	1,419
FVL			2	783	16	801	801
MUS	139	108		1,036	57	1,340	1,349
Arts Libraries Total	314	842	3	2,273	106	3,538	3,569
CLICS				5		5	5
Docs (non U.S.)				1		1	6
Docs (U.S.)				5		5	7
NETD							
Docs Total				6		6	13
IR/PS	52	434	46	1,256	3	1,791	2,076
MSCL	183	1		310		494	497
NET				89	1	90	113
NETD							
NET Total				89	1	90	113
SSH	6,984	10,409	250	7,189	397	25,229	25,675
Social sciences & humanities libraries Total	7,533	11,686	299	11,128	507	31,153	31,948
SRLF				4	1	5	6
Grand Total	10,475	12,694	545	11,938	543	36,195	37,183