

# Acquisitions Department Monthly Order Statistics FY 2001/2002

June 2002

## AAL Serial Orders

Month	BP's	STO's	SUB's	Total
Jul	3		3	6
Aug	3			3
Sep	1		1	2
Oct	3		2	5
Nov		2		2
Dec				
Jan	1		2	3
Feb	1			1
Mar	2		1	3
Apr				
May	1		1	2
Jun	1			1
<b>Total</b>	<b>16</b>	<b>2</b>	<b>10</b>	<b>28</b>

Mean	1	0	1	2
Max	3	2	3	6
Projection for year				

## AAL Monographic Orders

Month	Approval	Forms/Slips	Reserves	Direct Orders	Replacements	Mono Total	Combined Mono & Serial Total
Jul	16	65		40		121	127
Aug	4	49		25	12	90	93
Sep	26	34		19		79	81
Oct	8	86	3	88	24	209	214
Nov	1	84		29		114	116
Dec	22	40		8		70	70
Jan	12	64		52		128	131
Feb	2	50		47	1	100	101
Mar	3	107		46		156	159
Apr	12	75		79	2	168	168
May		62		17		79	81
Jun	3	105		47	11	166	167
<b>Total</b>	<b>109</b>	<b>821</b>	<b>3</b>	<b>497</b>	<b>50</b>	<b>1,480</b>	<b>1,508</b>

Mean	9	68	0	41	4	123	126
Max	26	107	3	88	24	209	214
Projection for year		34		8		70	70

# Acquisitions Department Monthly Order Statistics FY 2001/2002

June 2002

## BML Serial Orders

Month	BP's	STO's	SUB's	Total
Jul	5		1	6
Aug	4	1		5
Sep	2		9	11
Oct	4		4	8
Nov		2		2
Dec	2	1		3
Jan	4	12	1	17
Feb	1	1		2
Mar	2			2
Apr	3			3
May	11		1	12
Jun	3	1	7	11
<b>Total</b>	<b>41</b>	<b>18</b>	<b>23</b>	<b>82</b>

Mean	3	2	2	7
Max	11	12	9	17
				2
Projection for year				

## BML Monographic Orders

Month	Approval	Forms/Slips	Reserves	Direct Orders	Replacements	Mono Total	Combined Mono & Serial Total
Jul	28		2	1		31	37
Aug	128		3	5		136	141
Sep	87		8			95	106
Oct	88		3	9		100	108
Nov	73		1	3		77	79
Dec	97		3	1		101	104
Jan	110		2	17		129	146
Feb	160		5	4	1	170	172
Mar	121	7	2	59		189	191
Apr	141		2	38		181	184
May	87	7	2	19		115	127
Jun	116	3	1	9		129	140
<b>Total</b>	<b>1,236</b>	<b>17</b>	<b>34</b>	<b>165</b>	<b>1</b>	<b>1,453</b>	<b>1,535</b>

Mean	103	1	3	14	0	121	128
Max	160	7	8	59	1	189	191
	28		1			31	37
Projection for year							

# Acquisitions Department Monthly Order Statistics FY 2001/2002

June 2002

## CLICS Serial Orders

Month	BP's	STO's	SUB's	Total
Jul				
Aug				
Sep				
Oct				
Nov				
Dec				
Jan				
Feb				
Mar				
Apr			8	8
May				
Jun				
<b>Total</b>			<b>8</b>	<b>8</b>

Mean			1	1
Max			8	8
Projection for year				

## CLICS Monographic Orders

Month	Approval	Forms/Slips	Reserves	Direct Orders	Replacements	Mono Total	Combined Mono & Serial Total
Jul							
Aug	12			7		19	19
Sep							
Oct							
Nov							
Dec							
Jan							
Feb				71		71	71
Mar				115		115	115
Apr				53		53	61
May				2		2	2
Jun							
<b>Total</b>	<b>12</b>			<b>248</b>		<b>260</b>	<b>268</b>

Mean	1			21		22	22
Max	12			115		115	115
Projection for year							

# Acquisitions Department Monthly Order Statistics FY 2001/2002

June 2002

## CMRR Serial Orders

Month	BP's	STO's	SUB's	Total
Jul			1	1
Aug				
Sep				
Oct				
Nov				
Dec				
Jan				
Feb	2			2
Mar				
Apr				
May				
Jun				
<b>Total</b>	<b>2</b>		<b>1</b>	<b>3</b>

Mean	0		0	0
Max	2		1	2
Projection for year				

## CMRR Monographic Orders

Month	Approval	Forms/Slips	Reserves	Direct Orders	Replacements	Mono Total	Combined Mono & Serial Total
Jul							1
Aug							
Sep							
Oct				9		9	9
Nov				1		1	1
Dec							
Jan				1		1	1
Feb				9		9	11
Mar							
Apr				2		2	2
May				1		1	1
Jun				1		1	1
<b>Total</b>				<b>24</b>		<b>24</b>	<b>27</b>

Mean				2		2	2
Max				9		9	11
Projection for year							

# Acquisitions Department Monthly Order Statistics FY 2001/2002

June 2002

## Docs (non U.S.) Serial Orders

Month	BP's	STO's	SUB's	Total
Jul	4			4
Aug	2			2
Sep				
Oct				
Nov	4			4
Dec	1			1
Jan				
Feb	1			1
Mar	1			1
Apr				
May				
Jun				
<b>Total</b>	<b>13</b>			<b>13</b>

Mean	1			1
Max	4			4
Projection for year				

## Docs (non U.S.) Monographic Orders

Month	Approval	Forms/Slips	Reserves	Direct Orders	Replacements	Mono Total	Combined Mono & Serial Total
Jul				66		66	70
Aug							2
Sep							
Oct					1	1	1
Nov				35		35	39
Dec							1
Jan							
Feb							1
Mar				4		4	5
Apr				103		103	103
May				29		29	29
Jun				9		9	9
<b>Total</b>				<b>246</b>	<b>1</b>	<b>247</b>	<b>260</b>

Mean				21	0	21	22
Max				103	1	103	103
Projection for year							

# Acquisitions Department Monthly Order Statistics FY 2001/2002

June 2002

## Docs (U.S.) Serial Orders

Month	BP's	STO's	SUB's	Total
Jul				
Aug	7			7
Sep				
Oct	2			2
Nov	2			2
Dec	1			1
Jan				
Feb	5			5
Mar	1			1
Apr	2			2
May				
Jun				
<b>Total</b>	<b>20</b>			<b>20</b>

Mean	2			2
Max	7			7
Projection for year				

## Docs (U.S.) Monographic Orders

Month	Approval	Forms/Slips	Reserves	Direct Orders	Replacements	Mono Total	Combined Mono & Serial Total
Jul				3		3	3
Aug				1		1	8
Sep				2		2	2
Oct				4		4	6
Nov				3		3	5
Dec				2		2	3
Jan				2		2	2
Feb							5
Mar							1
Apr				1		1	3
May				3		3	3
Jun				2		2	2
<b>Total</b>				<b>23</b>		<b>23</b>	<b>43</b>

Mean				2		2	4
Max				4		4	8
Projection for year							1

# Acquisitions Department Monthly Order Statistics FY 2001/2002

June 2002

## FVL Serial Orders

Month	BP's	STO's	SUB's	Total
Jul				
Aug				
Sep				
Oct				
Nov				
Dec				
Jan				
Feb				
Mar				
Apr				
May				
Jun				
<b>Total</b>				

Mean				
Max				
Projection for year				

## FVL Monographic Orders

Month	Approval	Forms/Slips	Reserves	Direct Orders	Replacements	Mono Total	Combined Mono & Serial Total
Jul				9	1	10	10
Aug				18		18	18
Sep				50	2	52	52
Oct				33		33	33
Nov				27		27	27
Dec				10		10	10
Jan				73		73	73
Feb				73	1	74	74
Mar				70		70	70
Apr				63		63	63
May				8		8	8
Jun				22		22	22
<b>Total</b>				<b>456</b>	<b>4</b>	<b>460</b>	<b>460</b>

Mean				38	0	38	38
Max				73	2	74	74
Projection for year				8		8	8

# Acquisitions Department Monthly Order Statistics FY 2001/2002

June 2002

## IR/PS Serial Orders

Month	BP's	STO's	SUB's	Total
Jul	26			26
Aug	14		2	16
Sep	4	1	1	6
Oct	16		1	17
Nov	8		1	9
Dec	9	3	2	14
Jan	13	1		14
Feb	16		6	22
Mar	20		5	25
Apr	56		1	57
May	18		1	19
Jun	8	2	1	11
<b>Total</b>	<b>208</b>	<b>7</b>	<b>21</b>	<b>236</b>

Mean	17	1	2	20
Max	56	3	6	57
	4			6
Projection for year				

## IR/PS Monographic Orders

Month	Approval	Forms/Slips	Reserves	Direct Orders	Replacements	Mono Total	Combined Mono & Serial Total
Jul	14	13		127		154	180
Aug	8	7		79		94	110
Sep	9	2	1	32		44	50
Oct	4	25	2	62	2	95	112
Nov	4	19		82		105	114
Dec		12	6	143	1	162	176
Jan	2	14	6	89		111	125
Feb	1	6	9	50		66	88
Mar	1	3	6	153		163	188
Apr	12	27	4	135		178	235
May	1	28		141		170	189
Jun	1	7		25	1	34	45
<b>Total</b>	<b>57</b>	<b>163</b>	<b>34</b>	<b>1,118</b>	<b>4</b>	<b>1,376</b>	<b>1,612</b>

Mean	5	14	3	93	0	115	134
Max	14	28	9	153	2	178	235
		2		25		34	45
Projection for year							

# Acquisitions Department Monthly Order Statistics FY 2001/2002

June 2002

## MCL Serial Orders

Month	BP's	STO's	SUB's	Total
Jul	6			6
Aug	4	1		5
Sep	1		2	3
Oct			2	2
Nov				
Dec				
Jan				
Feb				
Mar	2			2
Apr	1	1		2
May	1	1		2
Jun			1	1
<b>Total</b>	<b>15</b>	<b>3</b>	<b>5</b>	<b>23</b>

Mean	1	0	0	2
Max	6	1	2	6
Projection for year				

## MCL Monographic Orders

Month	Approval	Forms/Slips	Reserves	Direct Orders	Replacements	Mono Total	Combined Mono & Serial Total
Jul	215			1		216	222
Aug	84				1	85	90
Sep	25			1		26	29
Oct	42				1	43	45
Nov	34					34	34
Dec	32					32	32
Jan	22					22	22
Feb	25			2		27	27
Mar	74			25		99	101
Apr	31			15		46	48
May	63			15	2	80	82
Jun	63					63	64
<b>Total</b>	<b>710</b>			<b>59</b>	<b>4</b>	<b>773</b>	<b>796</b>

Mean	59			5	0	64	66
Max	215			25	2	216	222
Projection for year	22					22	22

# Acquisitions Department Monthly Order Statistics FY 2001/2002

June 2002

## MSCL Serial Orders

Month	BP's	STO's	SUB's	Total
Jul				
Aug	2			2
Sep			1	1
Oct				
Nov	2			2
Dec	1			1
Jan		1		1
Feb			1	1
Mar				
Apr				
May				
Jun				
<b>Total</b>	<b>5</b>	<b>1</b>	<b>2</b>	<b>8</b>

Mean	0	0	0	1
Max	2	1	1	2
Projection for year				

## MSCL Monographic Orders

Month	Approval	Forms/Slips	Reserves	Direct Orders	Replacements	Mono Total	Combined Mono & Serial Total
Jul							
Aug							2
Sep							1
Oct							
Nov							2
Dec							1
Jan							1
Feb							1
Mar							
Apr				4		4	4
May							
Jun				1		1	1
<b>Total</b>				<b>5</b>		<b>5</b>	<b>13</b>

Mean				0		0	1
Max				4		4	4
Projection for year							

# Acquisitions Department Monthly Order Statistics FY 2001/2002

June 2002

## MUS Serial Orders

Month	BP's	STO's	SUB's	Total
Jul		1		1
Aug			4	4
Sep				
Oct	1		1	2
Nov				
Dec		1		1
Jan				
Feb				
Mar				
Apr			1	1
May				
Jun				
<b>Total</b>	<b>1</b>	<b>2</b>	<b>6</b>	<b>9</b>

Mean	0	0	1	1
Max	1	1	4	4
Projection for year				

## MUS Monographic Orders

Month	Approval	Forms/Slips	Reserves	Direct Orders	Replacements	Mono Total	Combined Mono & Serial Total
Jul		48		74	1	123	124
Aug	97	24		71	15	207	211
Sep				15		15	15
Oct	78	49		34	1	162	164
Nov	14	60		86	14	174	174
Dec	26	1		38		65	66
Jan	19	116		89		224	224
Feb	47	4		48		99	99
Mar	19			32		51	51
Apr	34	74		91	1	200	201
May	22	89		135		246	246
Jun	15	6		132	52	205	205
<b>Total</b>	<b>371</b>	<b>471</b>		<b>845</b>	<b>84</b>	<b>1,771</b>	<b>1,780</b>

Mean	31	39		70	7	148	148
Max	97	116		135	52	246	246
Projection for year				15		15	15

# Acquisitions Department Monthly Order Statistics FY 2001/2002

June 2002

## NET Serial Orders

Month	BP's	STO's	SUB's	Total
Jul	1		2	3
Aug				
Sep			1	1
Oct	1	1	2	4
Nov	1		3	4
Dec			1	1
Jan			3	3
Feb	1		4	5
Mar	1		2	3
Apr	1		7	8
May				
Jun			6	6
<b>Total</b>	<b>6</b>	<b>1</b>	<b>31</b>	<b>38</b>

Mean	1	0	3	3
Max	1	1	7	8
Projection for year				

## NET Monographic Orders

Month	Approval	Forms/Slips	Reserves	Direct Orders	Replacements	Mono Total	Combined Mono & Serial Total
Jul				3		3	6
Aug							
Sep			1	2		3	4
Oct				4		4	8
Nov				2		2	6
Dec				1		1	2
Jan							3
Feb				2		2	7
Mar							3
Apr				7		7	15
May				8		8	8
Jun				1		1	7
<b>Total</b>			<b>1</b>	<b>30</b>		<b>31</b>	<b>69</b>

Mean			0	3		3	6
Max			1	8		8	15
Projection for year							

# Acquisitions Department Monthly Order Statistics FY 2001/2002

June 2002

## NETD Serial Orders

Month	BP's	STO's	SUB's	Total
Jul				
Aug				
Sep				
Oct				
Nov				
Dec				
Jan				
Feb				
Mar				
Apr				
May				
Jun				
<b>Total</b>				

Mean				
Max				
Projection for year				

## NETD Monographic Orders

Month	Approval	Forms/Slips	Reserves	Direct Orders	Replacements	Mono Total	Combined Mono & Serial Total
Jul							
Aug							
Sep							
Oct							
Nov							
Dec							
Jan							
Feb							
Mar							
Apr							
May							
Jun							
<b>Total</b>							

Mean							
Max							
Projection for year							

# Acquisitions Department Monthly Order Statistics FY 2001/2002

June 2002

## S&E Serial Orders

Month	BP's	STO's	SUB's	Total
Jul		2		2
Aug	2	3	1	6
Sep	2	2	1	5
Oct		2	4	6
Nov		3		3
Dec		2	2	4
Jan		6	1	7
Feb	3	2	3	8
Mar	3	2	2	7
Apr		2	3	5
May		1	2	3
Jun	1	3		4
<b>Total</b>	<b>11</b>	<b>30</b>	<b>19</b>	<b>60</b>

Mean	1	3	2	5
Max	3	6	4	8
		1		2
Projection for year				

## S&E Monographic Orders

Month	Approval	Forms/Slips	Reserves	Direct Orders	Replacements	Mono Total	Combined Mono & Serial Total
Jul	128	5		23	1	157	159
Aug	90	144	7	33		274	280
Sep	87	88	21	30		226	231
Oct	100	59	5	32		196	202
Nov	98	46	9	17		170	173
Dec	78	31	2	28		139	143
Jan	115	38	22	15		190	197
Feb	85	37	7	27		156	164
Mar	49	80	15	28	1	173	180
Apr	114	22	16	11		163	168
May	60	67	1	62		190	193
Jun	144	48	1	27		220	224
<b>Total</b>	<b>1,148</b>	<b>665</b>	<b>106</b>	<b>333</b>	<b>2</b>	<b>2,254</b>	<b>2,314</b>

Mean	96	55	9	28	0	188	193
Max	144	144	22	62	1	274	280
	49	5		11		139	143
Projection for year							

# Acquisitions Department Monthly Order Statistics FY 2001/2002

June 2002

## SIO Serial Orders

Month	BP's	STO's	SUB's	Total
Jul	12	1	3	16
Aug	7	1	3	11
Sep	5	2	2	9
Oct	9		3	12
Nov	2			2
Dec		2		2
Jan	2			2
Feb	8		3	11
Mar	4		1	5
Apr	2	1	1	4
May	6		2	8
Jun	5		3	8
<b>Total</b>	<b>62</b>	<b>7</b>	<b>21</b>	<b>90</b>

Mean	5	1	2	8
Max	12	2	3	16
				2
Projection for year				

## SIO Monographic Orders

Month	Approval	Forms/Slips	Reserves	Direct Orders	Replacements	Mono Total	Combined Mono & Serial Total
Jul		20		164	3	187	203
Aug		20		73	1	94	105
Sep		13	5	66	1	85	94
Oct		10		126		136	148
Nov		16		71	1	88	90
Dec		8	3	24		35	37
Jan			2	68	1	71	73
Feb		41	3	194		238	249
Mar			1	69		70	75
Apr		47	2	72		121	125
May	16			137	3	156	164
Jun		24	1	86	1	112	120
<b>Total</b>	<b>16</b>	<b>199</b>	<b>17</b>	<b>1,150</b>	<b>11</b>	<b>1,393</b>	<b>1,483</b>

Mean	1	17	1	96	1	116	124
Max	16	47	5	194	3	238	249
				24		35	37
Projection for year							

# Acquisitions Department Monthly Order Statistics FY 2001/2002

June 2002

## SRLF Serial Orders

Month	BP's	STO's	SUB's	Total
Jul				
Aug				
Sep				
Oct			1	1
Nov				
Dec				
Jan				
Feb				
Mar				
Apr				
May				
Jun				
<b>Total</b>			<b>1</b>	<b>1</b>

Mean			0	0
Max			1	1
Projection for year				

## SRLF Monographic Orders

Month	Approval	Forms/Slips	Reserves	Direct Orders	Replacements	Mono Total	Combined Mono & Serial Total
Jul							
Aug							
Sep							
Oct							1
Nov							
Dec							
Jan				1		1	1
Feb							
Mar							
Apr							
May							
Jun							
<b>Total</b>				<b>1</b>		<b>1</b>	<b>2</b>

Mean				0		0	0
Max				1		1	1
Projection for year							

# Acquisitions Department Monthly Order Statistics FY 2001/2002

June 2002

## SSH Serial Orders

Month	BP's	STO's	SUB's	Total
Jul	38	2	11	51
Aug	39	2	6	47
Sep	14	3	10	27
Oct	40	12	7	59
Nov	27	6	4	37
Dec	10	1	2	13
Jan	13	14	6	33
Feb	16	6	10	32
Mar	16	3	10	29
Apr	31	5	2	38
May	32	10	9	51
Jun	27	9	2	38
<b>Total</b>	<b>303</b>	<b>73</b>	<b>79</b>	<b>455</b>

Mean	25	6	7	38
Max	40	14	11	59
	10	1	2	13
Projection for year				

## SSH Monographic Orders

Month	Approval	Forms/Slips	Reserves	Direct Orders	Replacements	Mono Total	Combined Mono & Serial Total
Jul	955	876	6	841	7	2,685	2,736
Aug	796	798	8	1,179	112	2,893	2,940
Sep	550	346	57	641	41	1,635	1,662
Oct	816	585	51	609	13	2,074	2,133
Nov	612	569	1	580	14	1,776	1,813
Dec	728	386	1	386	118	1,619	1,632
Jan	829	444	59	508	67	1,907	1,940
Feb	765	663	13	658	14	2,113	2,145
Mar	625	595	4	848	13	2,085	2,114
Apr	935	942	45	1,328	7	3,257	3,295
May	682	906	8	933	10	2,539	2,590
Jun	666	370		512	3	1,551	1,589
<b>Total</b>	<b>8,959</b>	<b>7,480</b>	<b>253</b>	<b>9,023</b>	<b>419</b>	<b>26,134</b>	<b>26,589</b>

Mean	747	623	21	752	35	2,178	2,216
Max	955	942	59	1,328	118	3,257	3,295
	550	346		386	3	1,551	1,589
Projection for year							

# Acquisitions Department Monthly Order Statistics FY 2001/2002

June 2002

## Combined Monthly Total of Serial Orders

Month	BP's	STO's	SUB's	Total
Jul	95	6	21	122
Aug	84	8	16	108
Sep	29	8	28	65
Oct	76	15	27	118
Nov	46	13	8	67
Dec	24	10	7	41
Jan	33	34	13	80
Feb	54	9	27	90
Mar	52	5	21	78
Apr	96	9	23	128
May	69	12	16	97
Jun	45	15	20	80
<b>Total</b>	<b>703</b>	<b>144</b>	<b>227</b>	<b>1,074</b>

Mean	59	12	19	90
Max	96	34	28	128
	24	5	7	41
Projection for year				

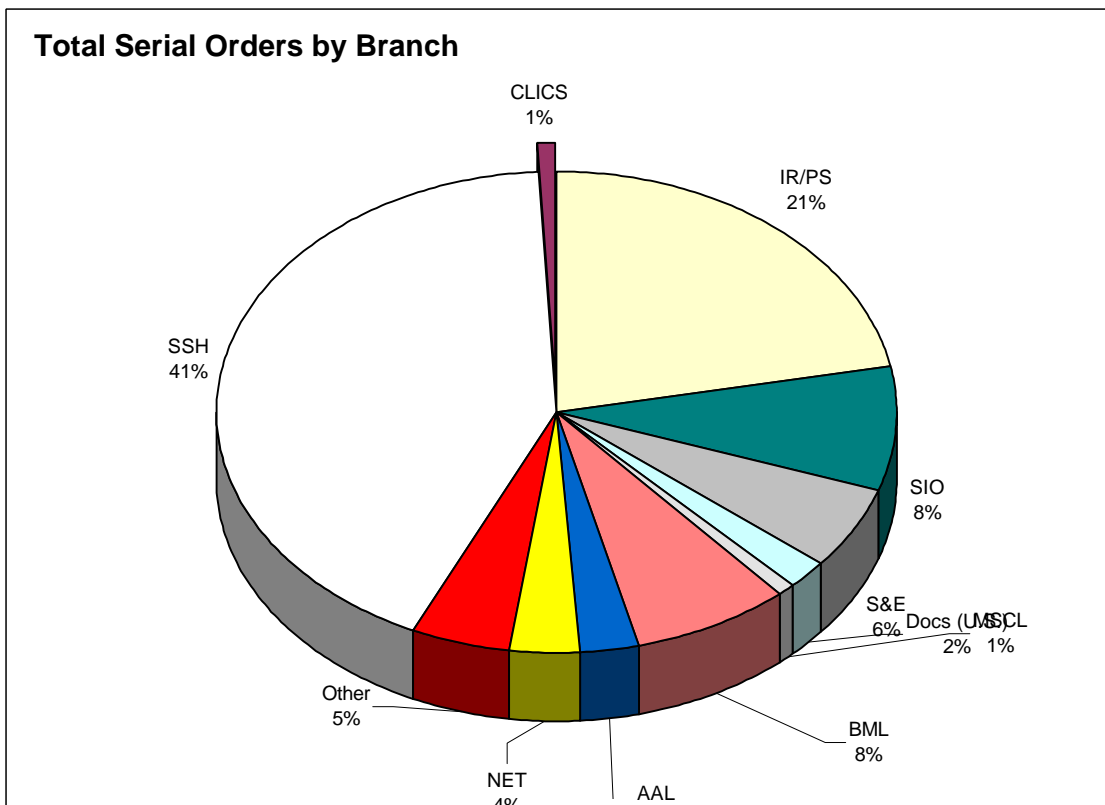
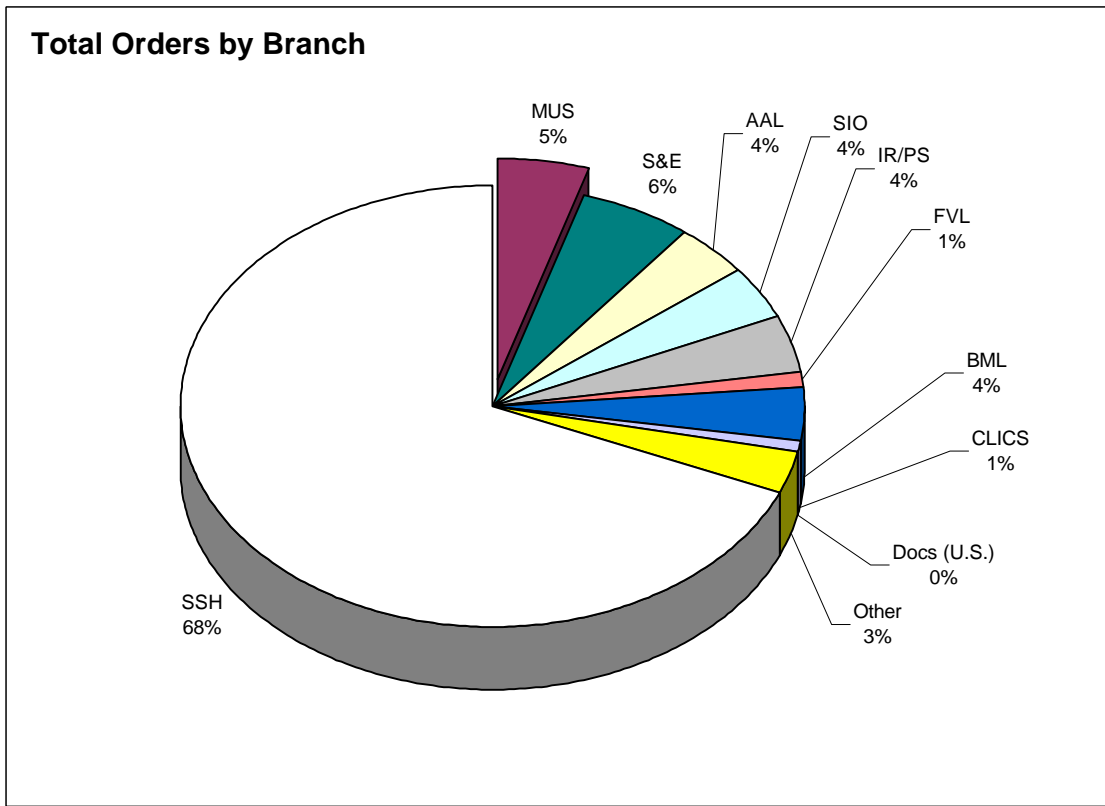
## Combined Monthly Total of Monographic Orders

Month	Approval	Forms/Slips	Reserves	Direct Orders	Replacements	Mono Total	Combined Mono & Serial Total
Jul	1,356	1,027	8	1,352	13	3,756	3,878
Aug	1,219	1,042	18	1,491	141	3,911	4,019
Sep	784	483	93	858	44	2,262	2,327
Oct	1,136	814	64	1,010	42	3,066	3,184
Nov	836	794	11	936	29	2,606	2,673
Dec	983	478	15	641	119	2,236	2,277
Jan	1,109	676	91	915	68	2,859	2,939
Feb	1,085	801	37	1,185	17	3,125	3,215
Mar	892	792	28	1,449	14	3,175	3,253
Apr	1,279	1,187	69	2,002	10	4,547	4,675
May	931	1,159	11	1,510	15	3,626	3,723
Jun	1,008	563	3	874	68	2,516	2,596
<b>Total</b>	<b>12,618</b>	<b>9,816</b>	<b>448</b>	<b>14,223</b>	<b>580</b>	<b>37,685</b>	<b>38,759</b>

Mean	1,052	818	37	1,185	48	3,140	3,230
Max	1,356	1,187	93	2,002	141	4,547	4,675
	784	478	3	641	10	2,236	2,277
Projection for year							

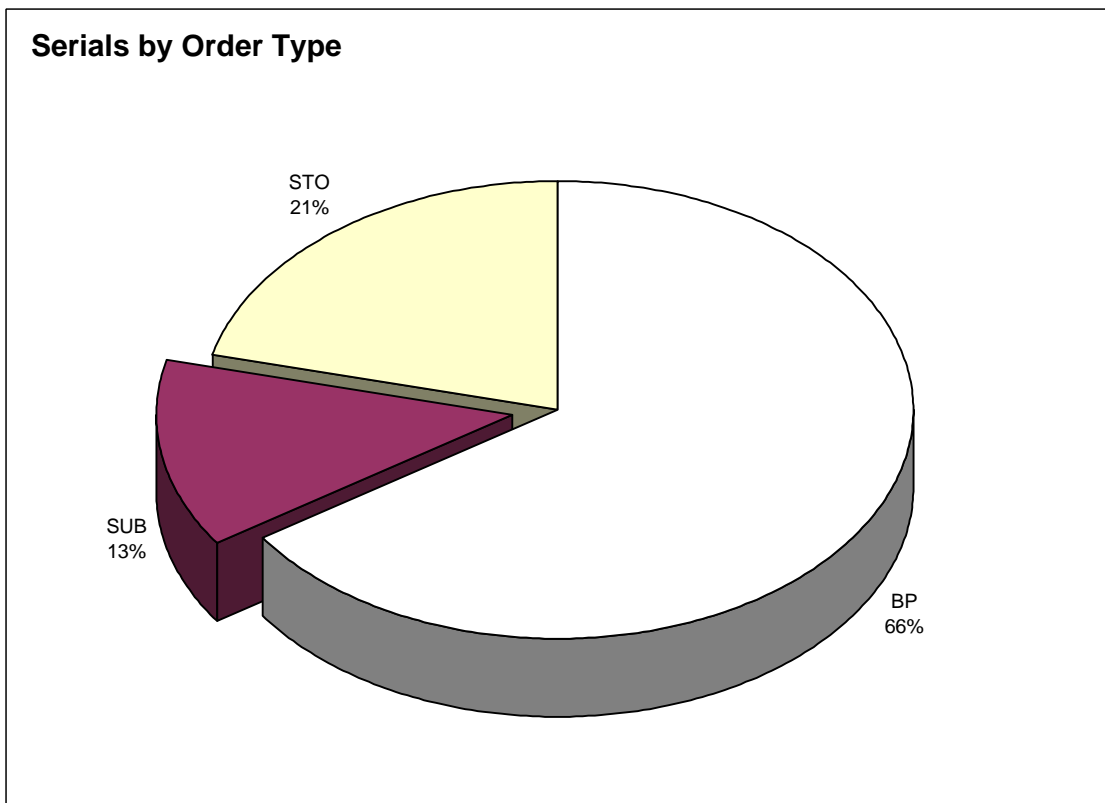
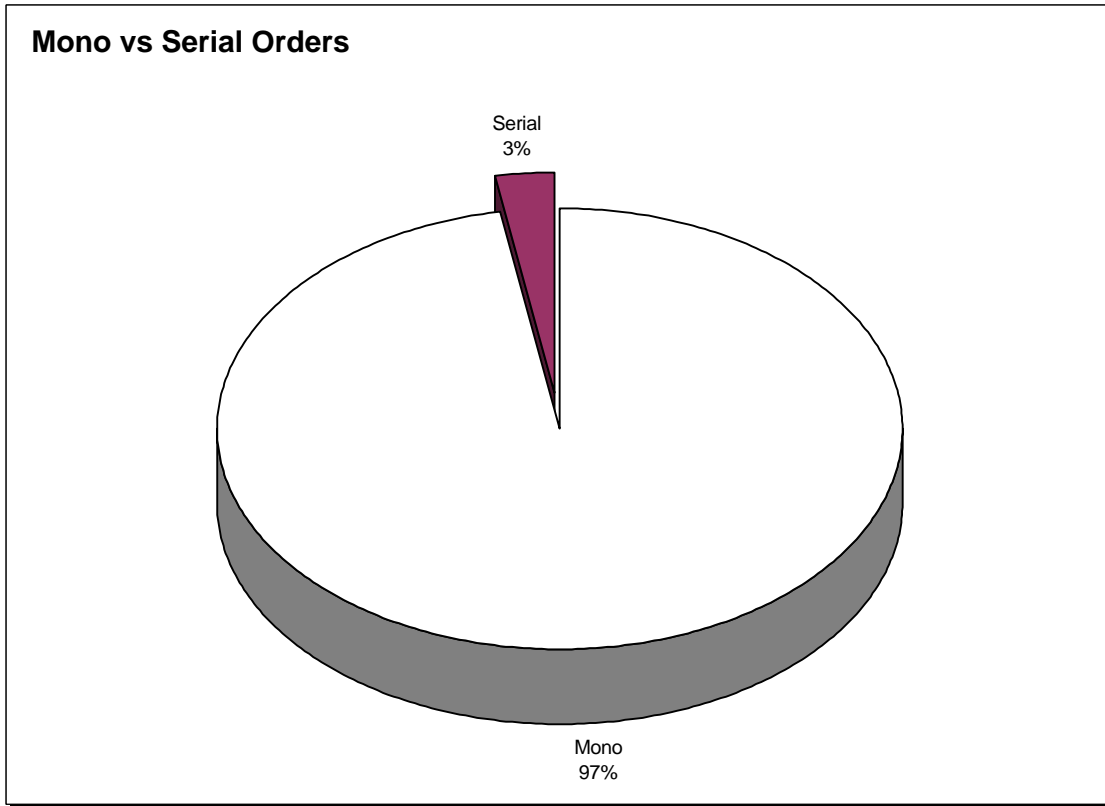
# Acquisitions Department Monthly Order Statistics FY 2001/2002

June 2002



# Acquisitions Department Monthly Order Statistics FY 2001/2002

June 2002



Acquisitions Department Monthly Order Statistics FY 2001/2002

June 2002

