

CJK Unit Monthly Workload Statistics FY 02/03



Chinese, Japanese, & Korean

June 2003

ICUL

Serial Orders

Month	BP's	STO's	SUB's	Total	% of Monthly Serials Total	% of Monthly Combined Total
Jul	4	1		5	83.3	1.3
Aug		1		1	33.3	0.4
Sep		4		4	26.7	1.3
Oct	1		1	2	50.0	1.0
Nov	2			2	40.0	0.5
Dec						
Jan	1			1	16.7	0.2
Feb		1	1	2	20.0	0.5
Mar	1			1	33.3	0.2
Apr						
May	2	4	2	8	47.1	1.7
Jun	2			2	25.0	0.5
<b>Total</b>	<b>13</b>	<b>11</b>	<b>4</b>	<b>28</b>	<b>32.2</b>	<b>0.7</b>

Mean	1	1		2	31.3	0.6
Max	4	4	2	8	83.3	1.7
Min						

Quotes

Month	Mono	Serial	Total
Jul			
Aug			
Sep			
Oct			
Nov			
Dec			
Jan			
Feb			
Mar			
Apr			
May			
Jun			
<b>Total</b>			

Mean			
Max			
Min			

Monographic Orders

Month	Orders	% of Monthly Mono Total	% of Monthly Combined Total
Jul	266	68.4	67.3
Aug	200	82.6	81.6
Sep	213	72.7	69.2
Oct	120	60.6	59.4
Nov	301	77.4	76.4
Dec	56	72.7	70.9
Jan	274	64.6	63.7
Feb	281	71.7	69.9
Mar	339	64.3	64.0
Apr	254	65.6	64.3
May	298	66.8	64.4
Jun	263	63.7	62.5
<b>Total</b>	<b>2,865</b>	<b>68.6</b>	<b>67.2</b>

Mean	239	69.3	67.8
Max	339	82.6	81.6
Min	56	60.6	59.4

Monthly Branch Total

Month	Mono & Serial Orders	% of Monthly Combined Total
Jul	271	68.6
Aug	201	82.0
Sep	217	70.5
Oct	122	60.4
Nov	303	76.9
Dec	56	70.9
Jan	275	64.0
Feb	283	70.4
Mar	340	64.2
Apr	254	64.3
May	306	66.1
Jun	265	62.9
<b>Total</b>	<b>2,893</b>	<b>67.8</b>

Mean	241	68.4
Max	340	82.0
Min	56	60.4

CJK Unit Monthly Workload Statistics FY 02/03



Chinese, Japanese, & Korean

IR/PS

Serial Orders

Month	BP's	STO's	SUB's	Total	% of Monthly Serials Total	% of Monthly Combined Total
Jul	1			1	16.7	0.3
Aug		2		2	66.7	0.8
Sep	3	8		11	73.3	3.6
Oct	2			2	50.0	1.0
Nov	3			3	60.0	0.8
Dec	1	1		2	100.0	2.5
Jan	3	2		5	83.3	1.2
Feb	1	4	3	8	80.0	2.0
Mar	1	1		2	66.7	0.4
Apr	2	6		8	100.0	2.0
May	1	8		9	52.9	1.9
Jun		6		6	75.0	1.4
<b>Total</b>	<b>18</b>	<b>38</b>	<b>3</b>	<b>59</b>	<b>67.8</b>	<b>1.4</b>

Mean	2	3		5	68.7	1.5
Max	3	8	3	11	100.0	3.6
Min				1	16.7	0.3

June

2003

Quotes

Month	Mono	Serial	Total
Jul			
Aug			
Sep			
Oct			
Nov			
Dec			
Jan			
Feb			
Mar			
Apr			
May			
Jun			
<b>Total</b>			

Mean			
Max			
Min			

Monographic Orders

Month	Orders	% of Monthly Mono Total	% of Monthly Combined Total
Jul	123	31.6	31.1
Aug	42	17.4	17.1
Sep	80	27.3	26.0
Oct	78	39.4	38.6
Nov	88	22.6	22.3
Dec	21	27.3	26.6
Jan	150	35.4	34.9
Feb	111	28.3	27.6
Mar	188	35.7	35.5
Apr	133	34.4	33.7
May	148	33.2	32.0
Jun	150	36.3	35.6
<b>Total</b>	<b>1,312</b>	<b>31.4</b>	<b>30.8</b>

Mean	109	30.7	30.1
Max	188	39.4	38.6
Min	21	17.4	17.1

Monthly Branch Total

Month	Mono & Serial Orders	% of Monthly Combined Total
Jul	124	31.4
Aug	44	18.0
Sep	91	29.5
Oct	80	39.6
Nov	91	23.1
Dec	23	29.1
Jan	155	36.0
Feb	119	29.6
Mar	190	35.8
Apr	141	35.7
May	157	33.9
Jun	156	37.1
<b>Total</b>	<b>1,371</b>	<b>32.2</b>

Mean	114	31.6
Max	190	39.6
Min	23	18.0

CJK Unit Monthly Workload Statistics FY 02/03



Chinese, Japanese, & Korean

Combined Branch Monthly Totals

Serial Orders

Month	BP's	STO's	SUB's	Total	% of Serials Total	% of Combined Total
Jul	5	1		6	6.9	0.1
Aug		3		3	3.4	0.1
Sep	3	12		15	17.2	0.4
Oct	3		1	4	4.6	0.1
Nov	5			5	5.7	0.1
Dec	1	1		2	2.3	0.0
Jan	4	2		6	6.9	0.1
Feb	1	5	4	10	11.5	0.2
Mar	2	1		3	3.4	0.1
Apr	2	6		8	9.2	0.2
May	3	12	2	17	19.5	0.4
Jun	2	6		8	9.2	0.2
<b>Total</b>	<b>31</b>	<b>49</b>	<b>7</b>	<b>87</b>	<b>100.0</b>	<b>2.0</b>

Mean	3	4	1	7	8.3	0.2
Max	5	12	4	17	19.5	0.4
Min				2	2.3	

June

2003

Quotes

Month	Mono	Serial	Total
Jul			
Aug			
Sep			
Oct			
Nov			
Dec			
Jan			
Feb			
Mar			
Apr			
May			
Jun			
<b>Total</b>			

Mean			
Max			
Min			

Monographic Orders

Month	Orders	% of Mono Total	% of Combined Total
Jul	389	9.3	9.1
Aug	242	5.8	5.7
Sep	293	7.0	6.9
Oct	198	4.7	4.6
Nov	389	9.3	9.1
Dec	77	1.8	1.8
Jan	424	10.2	9.9
Feb	392	9.4	9.2
Mar	527	12.6	12.4
Apr	387	9.3	9.1
May	446	10.7	10.5
Jun	413	9.9	9.7
<b>Total</b>	<b>4,177</b>	<b>100.0</b>	<b>98.0</b>

Mean	348	8.3	8.2
Max	527	12.6	12.4
Min	77	1.8	1.8

Monthly Branch Total

Month	Mono & Serial Orders	% of Combined Total
Jul	395	9.3
Aug	245	5.7
Sep	308	7.2
Oct	202	4.7
Nov	394	9.2
Dec	79	1.9
Jan	430	10.1
Feb	402	9.4
Mar	530	12.4
Apr	395	9.3
May	463	10.9
Jun	421	9.9
<b>Total</b>	<b>4,264</b>	<b>100.0</b>

Mean	355	8.3
Max	530	12.4
Min	79	1.9

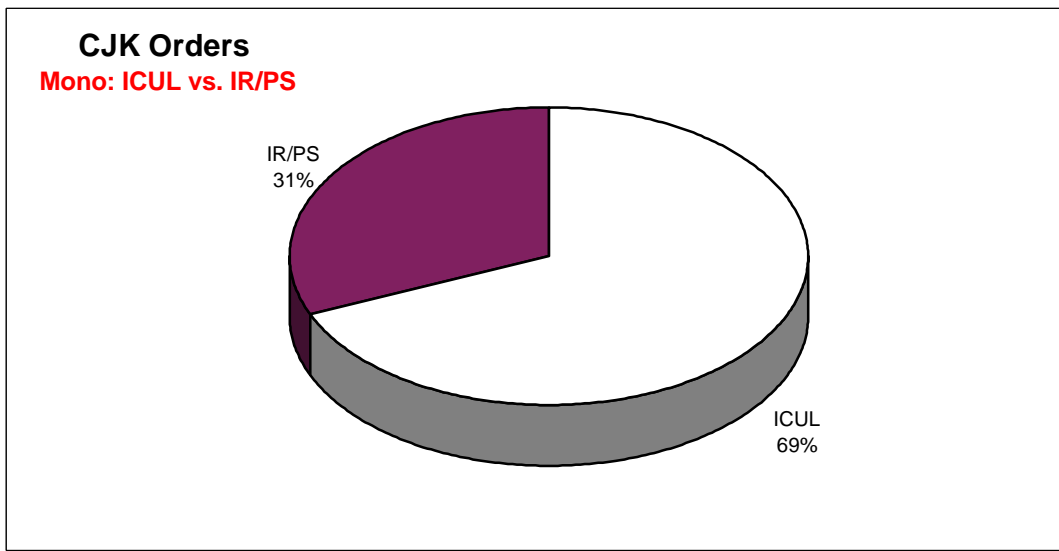
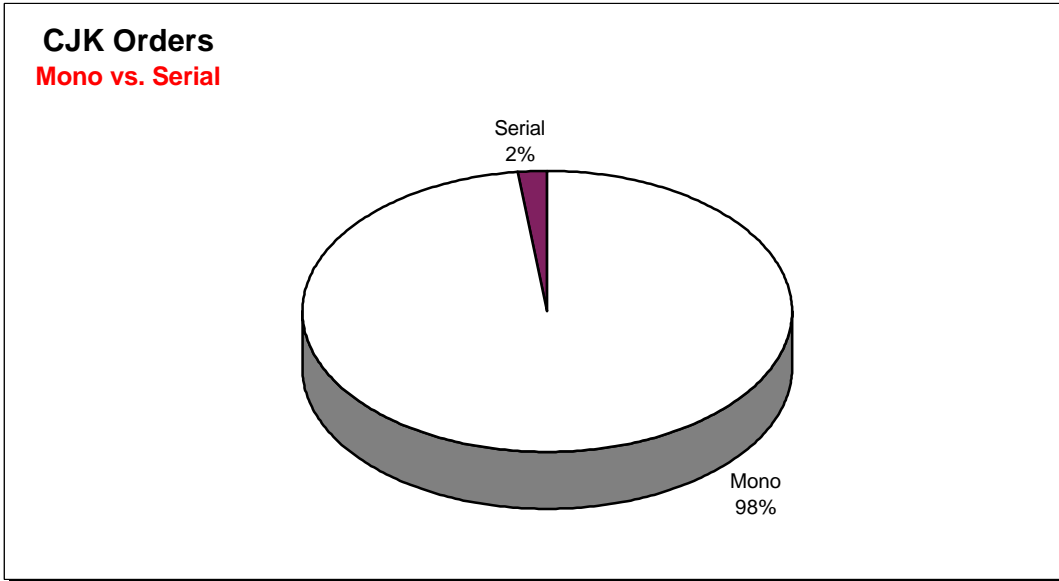
CJK Unit Monthly Workload Statistics FY 02/03



Chinese, Japanese, & Korean

June

2003



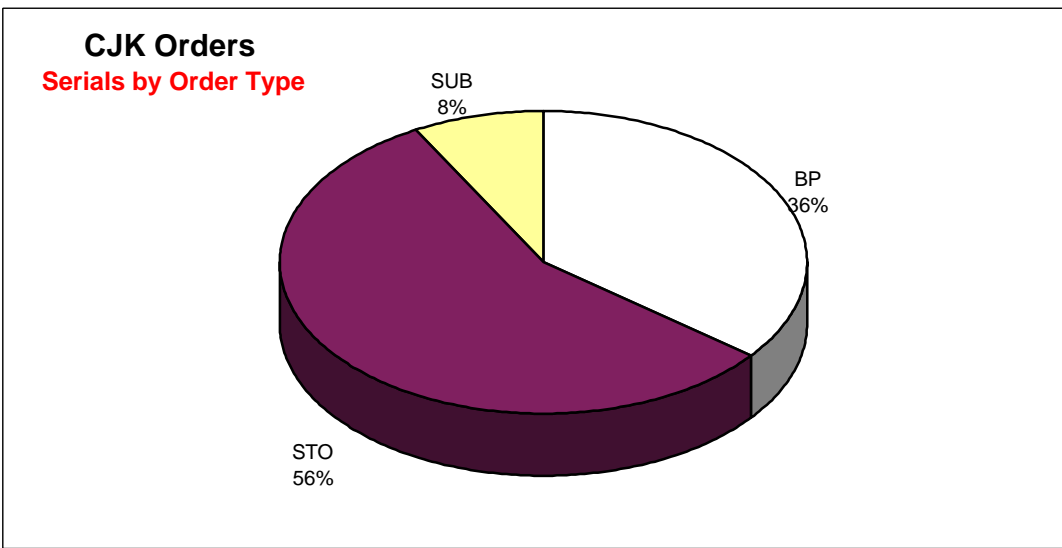
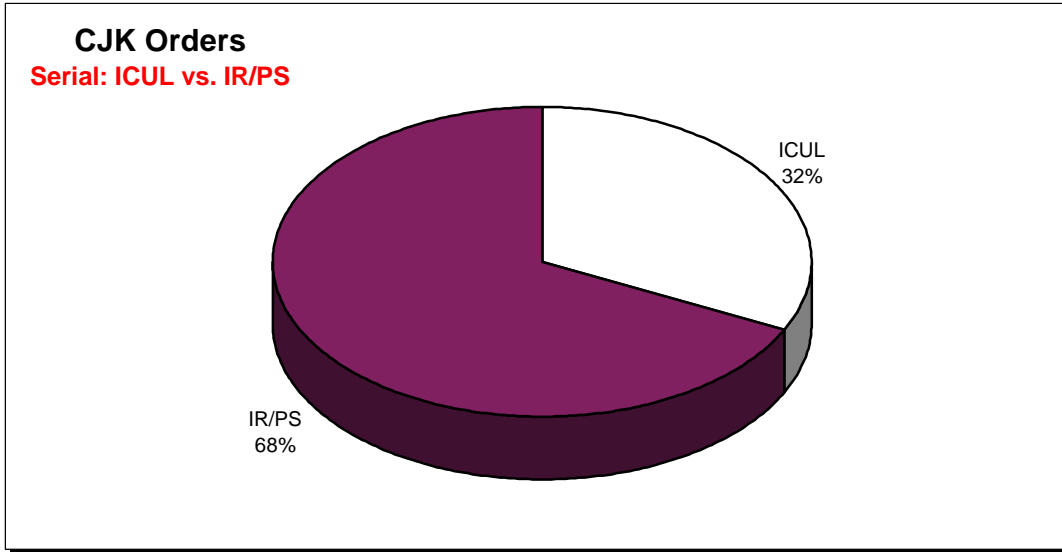
CJK Unit Monthly Workload Statistics FY 02/03



Chinese, Japanese, & Korean

June

2003



CJK Unit Monthly Workload Statistics FY 02/03

中日韓

Chinese, Japanese, & Korean

June

2003

