

CJK Unit Monthly Workload Statistics FY 01/02



Chinese, Japanese, & Korean

June 2002

ICUL

Serial Orders

Month	BP's	STO's	SUB's	Total	% of Monthly Serials Total	% of Monthly Combined Total
Jul						
Aug						
Sep						
Oct						
Nov						
Dec						
Jan						
Feb						
Mar	23			23	100.0	5.5
Apr						
May						
Jun						
Total	23			23	76.7	0.5

Mean	2			2	8.3	0.5
Max	23			23	100.0	5.5
Min						

Quotes

Month	Mono	Serial	Total
Jul			
Aug			
Sep			
Oct			
Nov			
Dec			
Jan			
Feb			
Mar			
Apr			
May			
Jun			
Total			

Mean			
Max			
Min			

Monographic Orders

Month	Orders	% of Monthly Mono Total	% of Monthly Combined Total
Jul	353	78.3	77.9
Aug	257	81.8	81.8
Sep	143	86.1	86.1
Oct	188	62.3	62.0
Nov	252	72.4	72.4
Dec	192	75.0	75.0
Jan	218	61.4	61.1
Feb	353	70.5	70.3
Mar	281	71.5	67.5
Apr	252	74.6	74.6
May	275	89.3	89.3
Jun	274	64.5	64.3
Total	3,038	73.1	72.6

Mean	253	74.0	73.5
Max	353	89.3	89.3
Min	143	61.4	61.1

Monthly Branch Total

Month	Mono & Serial Orders	% of Monthly Combined Total
Jul	353	77.9
Aug	257	81.8
Sep	143	86.1
Oct	188	62.0
Nov	252	72.4
Dec	192	75.0
Jan	218	61.1
Feb	353	70.3
Mar	304	73.1
Apr	252	74.6
May	275	89.3
Jun	274	64.3
Total	3,061	73.1

Mean	255	74.0
Max	353	89.3
Min	143	61.1

CJK Unit Monthly Workload Statistics FY 01/02



Chinese, Japanese, & Korean

June 2002

IR/PS

Serial Orders

Month	BP's	STO's	SUB's	Total	% of Monthly Serials Total	% of Monthly Combined Total
Jul	2			2	100.0	0.4
Aug						
Sep						
Oct	1			1	100.0	0.3
Nov						
Dec						
Jan	2			2	100.0	0.6
Feb	1			1	100.0	0.2
Mar						
Apr						
May						
Jun	1			1	100.0	0.2
Total	7			7	23.3	0.2

Mean	1			1	41.7	0.1
Max	2			2	100.0	0.6
Min						

Quotes

Month	Mono	Serial	Total
Jul			
Aug			
Sep			
Oct			
Nov			
Dec			
Jan			
Feb			
Mar			
Apr			
May			
Jun			
Total			

Mean			
Max			
Min			

Monographic Orders

Month	Orders	% of Monthly Mono Total	% of Monthly Combined Total
Jul	98	21.7	21.6
Aug	57	18.2	18.2
Sep	23	13.9	13.9
Oct	114	37.7	37.6
Nov	96	27.6	27.6
Dec	64	25.0	25.0
Jan	137	38.6	38.4
Feb	148	29.5	29.5
Mar	112	28.5	26.9
Apr	86	25.4	25.4
May	33	10.7	10.7
Jun	151	35.5	35.4
Total	1,119	26.9	26.7

Mean	93	26.0	25.9
Max	151	38.6	38.4
Min	23	10.7	10.7

Monthly Branch Total

Month	Mono & Serial Orders	% of Monthly Combined Total
Jul	100	22.1
Aug	57	18.2
Sep	23	13.9
Oct	115	38.0
Nov	96	27.6
Dec	64	25.0
Jan	139	38.9
Feb	149	29.7
Mar	112	26.9
Apr	86	25.4
May	33	10.7
Jun	152	35.7
Total	1,126	26.9

Mean	94	26.0
Max	152	38.9
Min	23	10.7

CJK Unit Monthly Workload Statistics FY 01/02



Chinese, Japanese, & Korean

Combined Branch Monthly Totals

Serial Orders

Month	BP's	STO's	SUB's	Total	% of Serials Total	% of Combined Total
Jul	2			2	6.7	0.0
Aug						
Sep						
Oct	1			1	3.3	0.0
Nov						
Dec						
Jan	2			2	6.7	0.0
Feb	1			1	3.3	0.0
Mar	23			23	76.7	0.5
Apr						
May						
Jun	1			1	3.3	0.0
Total	30			30	100.0	0.7

Mean	3			3	8.3	0.1
Max	23			23	76.7	0.5
Min						

June

2002

Quotes

Month	Mono	Serial	Total
Jul			
Aug			
Sep			
Oct			
Nov			
Dec			
Jan			
Feb			
Mar			
Apr			
May			
Jun			
Total			

Mean			
Max			
Min			

Monographic Orders

Month	Orders	% of Mono Total	% of Combined Total
Jul	451	10.8	10.8
Aug	314	7.6	7.5
Sep	166	4.0	4.0
Oct	302	7.3	7.2
Nov	348	8.4	8.3
Dec	256	6.2	6.1
Jan	355	8.5	8.5
Feb	501	12.1	12.0
Mar	393	9.5	9.4
Apr	338	8.1	8.1
May	308	7.4	7.4
Jun	425	10.2	10.2
Total	4,157	100.0	99.3

Mean	346	8.3	8.3
Max	501	12.1	12.0
Min	166	4.0	4.0

Monthly Branch Total

Month	Mono & Serial Orders	% of Combined Total
Jul	453	10.8
Aug	314	7.5
Sep	166	4.0
Oct	303	7.2
Nov	348	8.3
Dec	256	6.1
Jan	357	8.5
Feb	502	12.0
Mar	416	9.9
Apr	338	8.1
May	308	7.4
Jun	426	10.2
Total	4,187	100.0

Mean	349	8.3
Max	502	12.0
Min	166	4.0

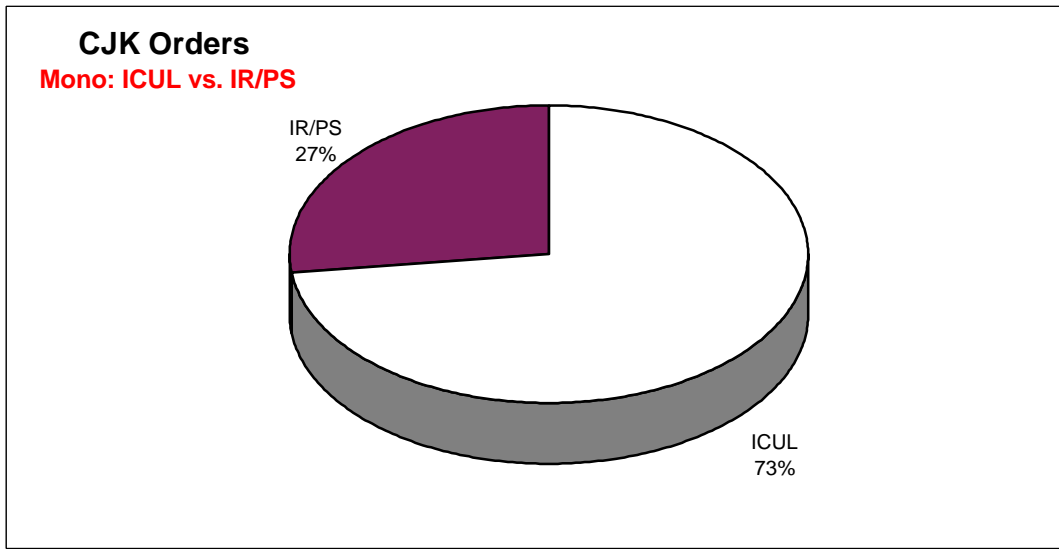
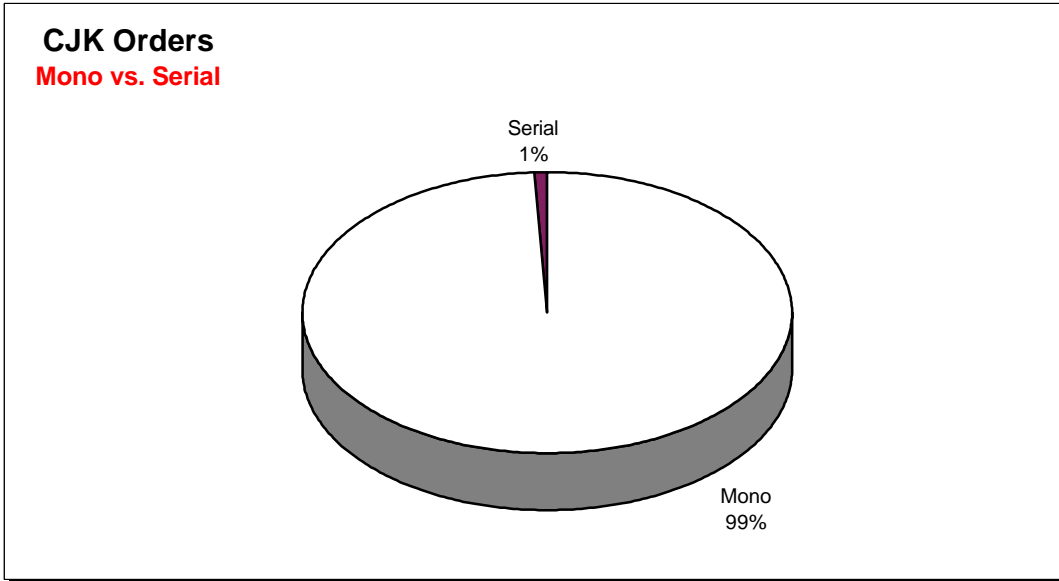
CJK Unit Monthly Workload Statistics FY 01/02



Chinese, Japanese, & Korean

June

2002



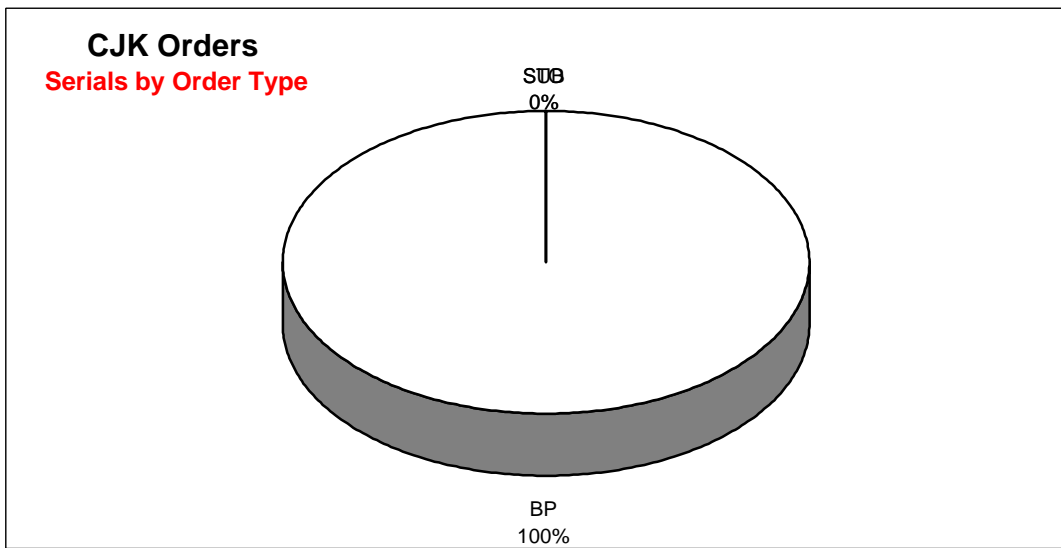
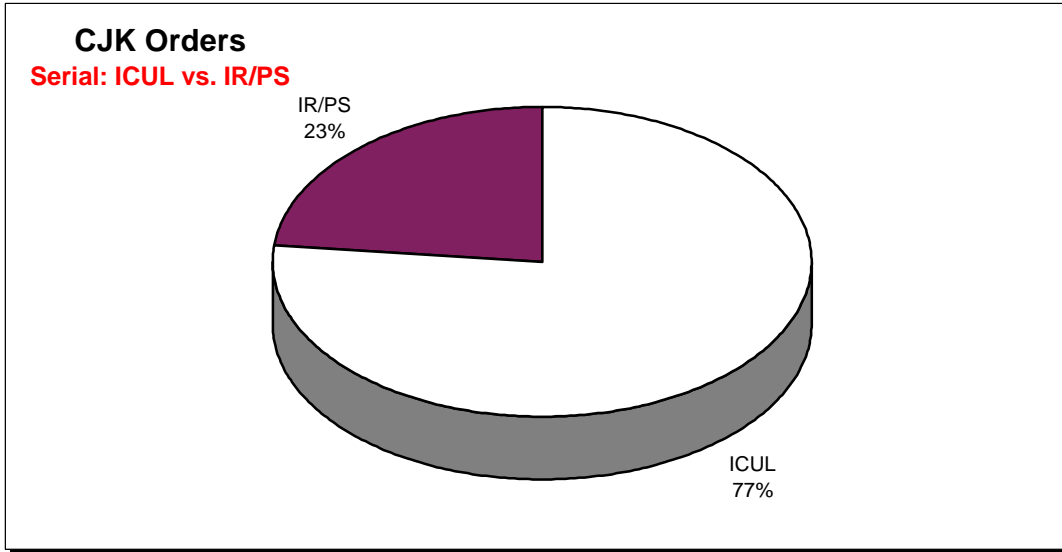
CJK Unit Monthly Workload Statistics FY 01/02

中日韓

Chinese, Japanese, & Korean

June

2002



CJK Unit Monthly Workload Statistics FY 01/02

中日韓

Chinese, Japanese, & Korean

June

2002

