

CJK Unit Monthly Workload Statistics FY 95/96



Chinese

Geisel

Serial Orders

Month	BP's	STO's	SUB's	Total	% of Monthly Serials Total	% of Monthly Combined Total
Jul		1		1	100.0	1.8
Aug	1	1		2	25.0	0.8
Sep	3			3	30.0	1.6
Oct						
Nov	1			1	33.3	0.3
Dec						
Jan						
Feb	12			12	100.0	8.6
Mar						
Apr						
May	1			1	50.0	0.7
Jun						
Total	18	2		20	35.7	1.0

Mean	2			2	28.2	1.1
Max	12	1		12	100.0	8.6
Min						

June

1996

Quotes

Month	Mono	Serial	Total
Jul			
Aug			
Sep			
Oct			
Nov			
Dec			
Jan			
Feb			
Mar			
Apr			
May			
Jun			
Total			

Mean			
Max			
Min			

Monographic Orders

Month	Orders	% of Monthly Mono Total	% of Monthly Combined Total
Jul	20	37.0	36.4
Aug	166	66.7	64.6
Sep	102	56.4	53.4
Oct	119	58.3	53.6
Nov	236	74.0	73.3
Dec	158	56.6	56.6
Jan	137	72.1	72.1
Feb	91	71.1	65.0
Mar	113	68.1	68.1
Apr	29	90.6	85.3
May	42	30.2	29.8
Jun			
Total	1,213	62.5	60.7

Mean	101	56.8	54.8
Max	236	90.6	85.3
Min	20	30.2	29.8

Monthly Branch Total

Month	Mono & Serial Orders	% of Monthly Combined Total
Jul	21	38.2
Aug	168	65.4
Sep	105	55.0
Oct	119	53.6
Nov	237	73.6
Dec	158	56.6
Jan	137	72.1
Feb	103	73.6
Mar	113	68.1
Apr	29	85.3
May	43	30.5
Jun		
Total	1,233	61.7

Mean	103	56.0
Max	237	85.3
Min	21	30.5

CJK Unit Monthly Workload Statistics FY 95/96



Chinese

IR/PS

Serial Orders

Month	BP's	STO's	SUB's	Total	% of Monthly Serials Total	% of Monthly Combined Total
Jul						
Aug	2	2	2	6	75.0	2.3
Sep	5	1	1	7	70.0	3.7
Oct		3	15	18	100.0	8.1
Nov	2			2	66.7	0.6
Dec						
Jan						
Feb						
Mar						
Apr	2			2	100.0	5.9
May	1			1	50.0	0.7
Jun						
Total	12	6	18	36	64.3	1.8

Mean	1	1	2	3	38.5	1.8
Max	5	3	15	18	100.0	8.1
Min						

June

1996

Quotes

Month	Mono	Serial	Total
Jul			
Aug			
Sep			
Oct			
Nov			
Dec			
Jan			
Feb			
Mar			
Apr			
May			
Jun			
Total			

Mean			
Max			
Min			

Monographic Orders

Month	Orders	% of Monthly Mono Total	% of Monthly Combined Total
Jul	34	63.0	61.8
Aug	83	33.3	32.3
Sep	79	43.6	41.4
Oct	85	41.7	38.3
Nov	83	26.0	25.8
Dec	121	43.4	43.4
Jan	53	27.9	27.9
Feb	37	28.9	26.4
Mar	53	31.9	31.9
Apr	3	9.4	8.8
May	97	69.8	68.8
Jun			
Total	728	37.5	36.5

Mean	61	34.9	33.9
Max	121	69.8	68.8
Min	3	9.4	8.8

Monthly Branch Total

Month	Mono & Serial Orders	% of Monthly Combined Total
Jul	34	61.8
Aug	89	34.6
Sep	86	45.0
Oct	103	46.4
Nov	85	26.4
Dec	121	43.4
Jan	53	27.9
Feb	37	26.4
Mar	53	31.9
Apr	5	14.7
May	98	69.5
Jun		
Total	764	38.3

Mean	64	35.7
Max	121	69.5
Min	5	14.7

CJK Unit Monthly Workload Statistics FY 95/96



Chinese

Combined Branch Monthly Totals

Serial Orders

Month	BP's	STO's	SUB's	Total	% of Serials Total	% of Combined Total
Jul		1		1	1.8	0.1
Aug	3	3	2	8	14.3	0.4
Sep	8	1	1	10	17.9	0.5
Oct		3	15	18	32.1	0.9
Nov	3			3	5.4	0.2
Dec						
Jan						
Feb	12			12	21.4	0.6
Mar						
Apr	2			2	3.6	0.1
May	2			2	3.6	0.1
Jun						
Total	30	8	18	56	100.0	2.8

Mean	3	1	2	5	8.3	0.2
Max	12	3	15	18	32.1	0.9
Min						

June

1996

Quotes

Month	Mono	Serial	Total
Jul			
Aug			
Sep			
Oct			
Nov			
Dec			
Jan			
Feb			
Mar			
Apr			
May			
Jun			
Total			

Mean			
Max			
Min			

Monographic Orders

Month	Orders	% of Mono Total	% of Combined Total
Jul	54	2.8	2.7
Aug	249	12.8	12.5
Sep	181	9.3	9.1
Oct	204	10.5	10.2
Nov	319	16.4	16.0
Dec	279	14.4	14.0
Jan	190	9.8	9.5
Feb	128	6.6	6.4
Mar	166	8.6	8.3
Apr	32	1.6	1.6
May	139	7.2	7.0
Jun			
Total	1,941	100.0	97.2

Mean	162	8.3	8.1
Max	319	16.4	16.0
Min	32	1.6	1.6

Monthly Branch Total

Month	Mono & Serial Orders	% of Combined Total
Jul	55	2.8
Aug	257	12.9
Sep	191	9.6
Oct	222	11.1
Nov	322	16.1
Dec	279	14.0
Jan	190	9.5
Feb	140	7.0
Mar	166	8.3
Apr	34	1.7
May	141	7.1
Jun		
Total	1,997	100.0

Mean	166	8.3
Max	322	16.1
Min	34	1.7

CJK Unit Monthly Workload Statistics FY 95/96

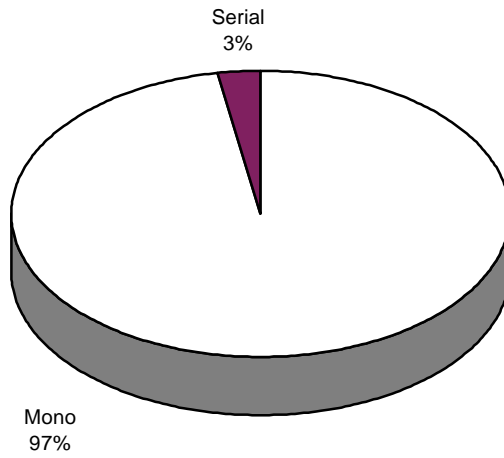


Chinese

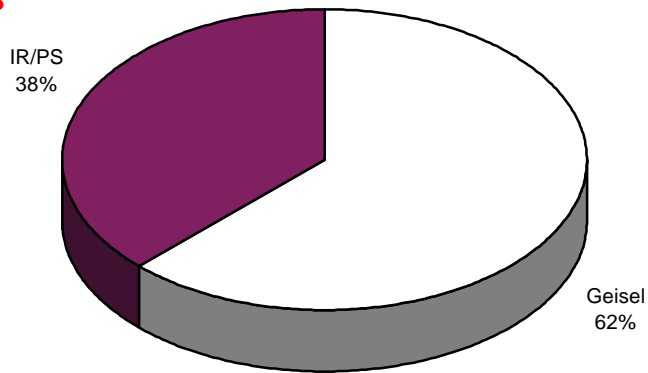
June

1996

Chinese Orders
Mono vs. Serial



Chinese Orders
Mono: Geisel vs. IR/PS



CJK Unit Monthly Workload Statistics FY 95/96



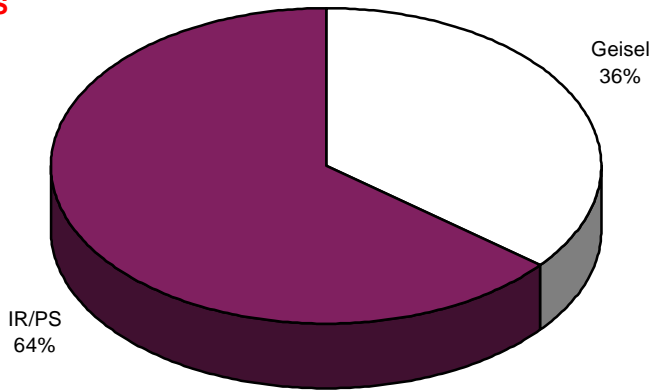
Chinese

June

1996

Chinese Orders

Serial: Geisel
vs. IR/PS



Chinese Orders

Serials by Order Type

