

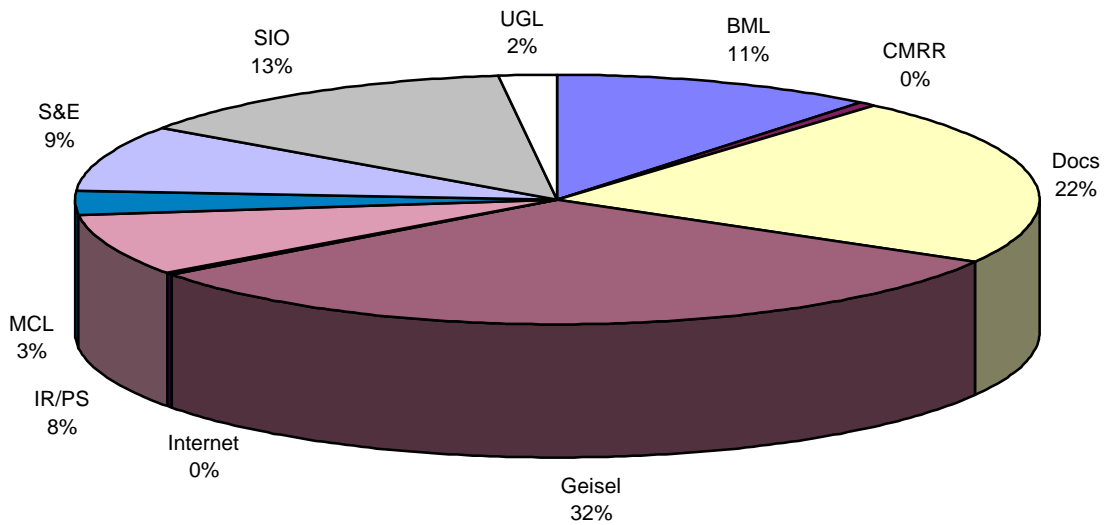
Innopac Serial Statistics

Active Serials 1995/96 (Branch & Acq Type)

July 1, 1995 through June 30, 1996

Branch	Deposit:			Total Deposit	Exchange	Gift	Total Unpaid	Purchased	TOTAL ACTIVE	Canceled/ Ceased
	CA	US	EC							
BML						81	81	2,484	2,565	80
CMRR						23	23	53	76	42
Docs	1,234	3,593	206	5,033		11	5,044	145	5,189	
Geisel (except DOCS & S&E)	10	169	4	183	4	696	883	6,466	7,349	169
Internet		20		20		4	24	22	46	
IR/PS		1		1	4	238	243	1,646	1,889	173
MCL		1		1		52	53	637	690	16
S&E		5		5	11	63	79	1,958	2,037	52
SIO	6	113		119	651	816	1,586	1,535	3,121	53
UGL						3	3	456	459	5
TOTAL	1,250	3,902	210	5,362	670	1,987	8,019	15,402	23,421	590

**Total Active Serials
by Branch**

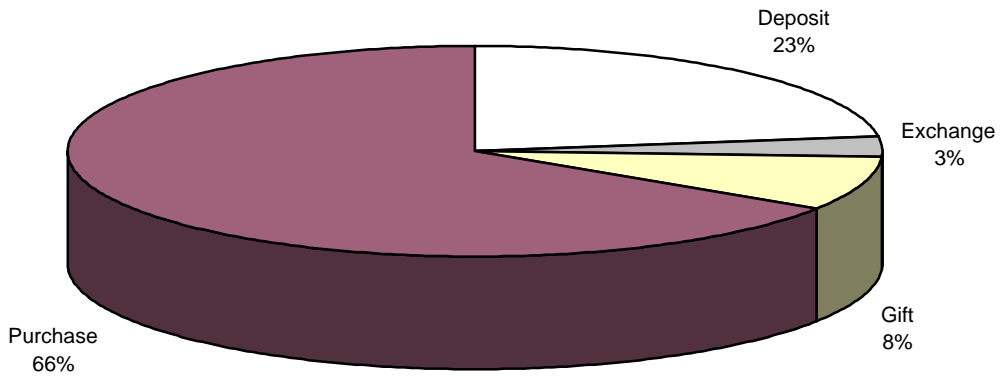


Innopac Serial Statistics

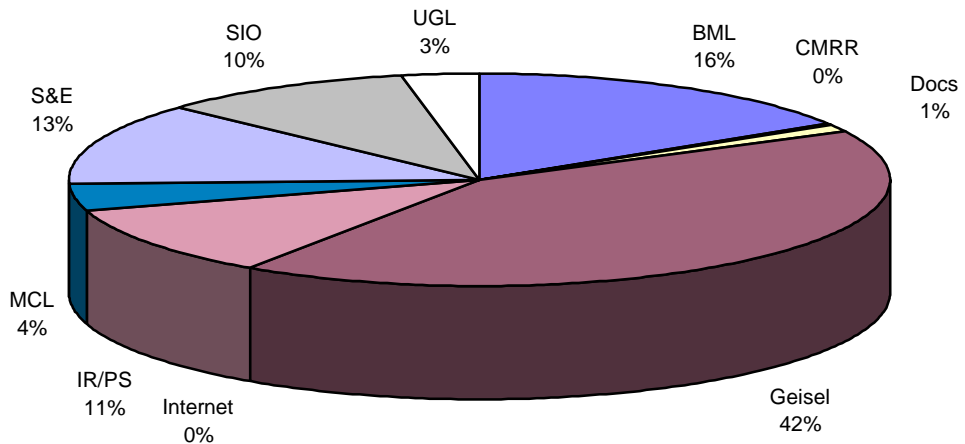
Active Serials 1995/96 (Branch & Acq Type)

July 1, 1995 through June 30, 1996

Total Active Serials
by Acquisitions Type



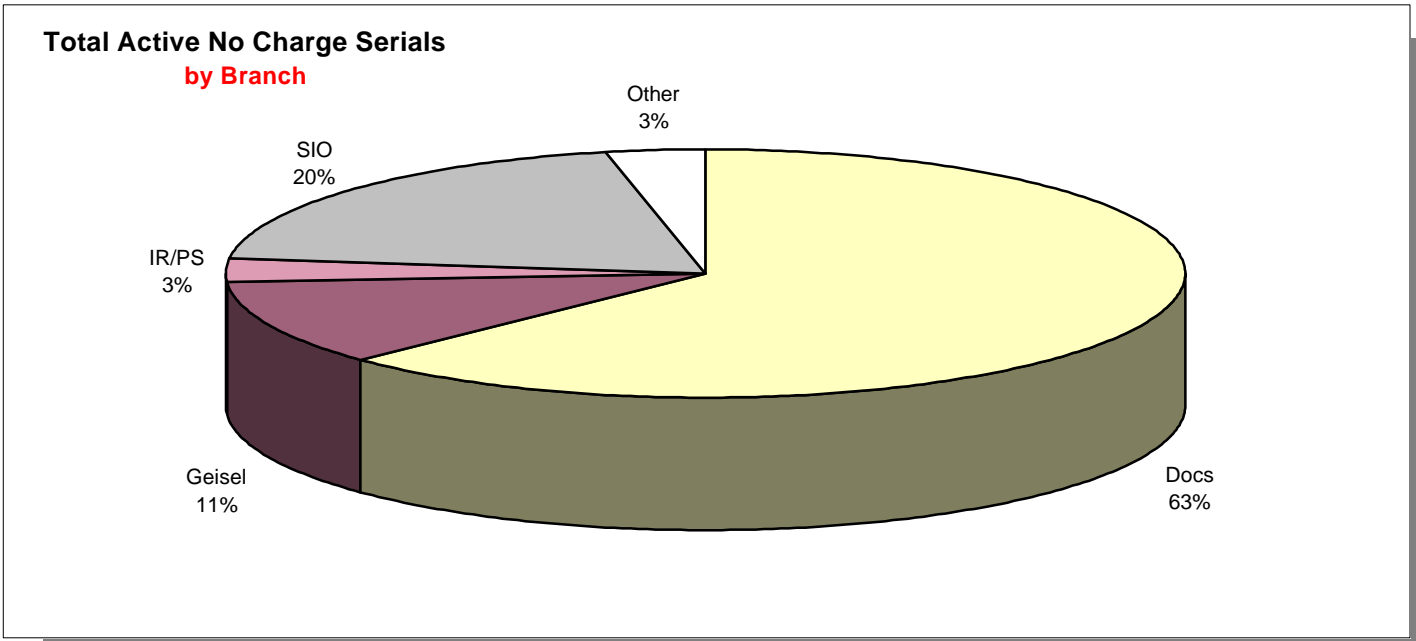
Total Active Purchased Serials
by Branch



Innopac Serial Statistics

Active Serials 1995/96 (Branch & Acq Type)

July 1, 1995 through June 30, 1996



Innopac Serial Statistics

Active Serials 1995/96 (Format & Acq Type)

July 1, 1995 through June 30, 1996

Format	Deposit:			Total Deposit	Exchange	Gift	Total Unpaid	Purchased	TOTAL
	CA	US	EC						
CD ROM		53		53		3	56	45	101
Data Tape								2	2
Data Floppy Disk		17		17			17	4	21
Electronic Transmission		20		20		4	24	23	47
Filmstrip						1	1	5	6
Maps		104	2	106		260	366	10	376
Microcard					1		1		1
Microfiche	3	1,545	5	1,553	2	18	1,573	320	1,893
Microfilm			2	2		1	3	57	60
Music CD								1	1
Music Score								3	3
Newspaper Micro								14	14
Newsprint	1			1		14	15	112	127
Non Music Cassette								12	12
Other								4	4
Pictorial Item								1	1
Printed	1,245	2,163	201	3,609	667	1,686	5,962	14,787	20,749
Slides	1			1			1		1
Video Disc								1	1
Video Tape								1	1
TOTAL	1,250	3,902	210	5,362	670	1,987	8,019	15,402	23,421

Innopac Serial Statistics

Active Serials 1995/96 (Branch & Format)

July 1, 1995 through June 30, 1996

Branch	CD ROM	Data Tape	Data Floppy Disk	Electronic Transmission	Filmstrip	Maps	Micro-card	Micro-fiche	Micro-film	Music CD	Music Score
BML	3				4			3			
CMRR											
Docs	53		17					1,552	5		
Geisel (except DOCS & S&E)	31	2	4			360		41	51	1	3
Internet				46							
IR/PS	3							63	4		
MCL											
S&E	8			1	2			14			
SIO	2					16	1	95			
UGL	1							125			
TOTAL	101	2	21	47	6	376	1	1,893	60	1	3

Branch	News-paper Micro	News-print	Non Music Cassette	Other	Pictorial Item	Printed	Slides	Video Disc	Video Tape	TOTAL
BML					1	2,553		1		2,565
CMRR				1		75				76
Docs		2				3,559	1			5,189
Geisel (except DOCS & S&E)	12	80		2		6,761			1	7,349
Internet										46
IR/PS	2	35				1,782				1,889
MCL			12			678				690
S&E				1		2,011				2,037
SIO						3,007				3,121
UGL		10				323				459
TOTAL	14	127	12	4	1	20,749	1	1	1	23,421