

UCSD Current Serial Statistics
Including serials received through CDL
Active Serials Fiscal Year 2005/2006

Glossary of "Locations" / Abbreviations:

Abbreviation	Definition/Explanation
AAL	Art & Architecture Library, located in the Geisel Library Bldg. West Wing
BML	Biomedical Library
CA	California State Documents received on "depository"
CDL	California Digital Library Internet Resources
CLICS	Center for Library & Instructional Computing Services
CMRR	Center for Magnetic Recording Research. Library closed 2006.
Docs	Government Documents shelving location (located in the Geisel Library Bldg. West Wing)
EAC	East Asia Collection, located in the Geisel Library Bldg. Tower, 4th floor
EU	European Union
UCSD Purchase	Internet resources where access is restricted to UCSD IP addresses (acquired through bundled print subscriptions, direct orders or through limited CDL "Tier 2" agreements)
Geisel	Collections/Libraries in the Geisel Library Bldg. West Wing and Tower, except Docs
IR/PS	International Relations/Pacific Studies Library
MCL	Medical Center Library
MSCL	Mandeville Special Collections Library, located in the Geisel Library Bldg. West Wing
MUS	Music Library, located in the Geisel Library Bldg. West Wing
NETD	Internet government depository sites managed by a governmental agency (U.S., California or San Diego)
Open Access	Internet sites where access is free to the public (not limited to UCSD IP addresses, no access restrictions--open to all at no charge)
S&E	Science and Engineering Library, located in the Geisel Library Bldg. East Wing
SSHL	Social Sciences & Humanities Library, located in the Geisel Library Bldg. West Wing & Tower
US	United States (US Federal Depository items)

UCSD Current Serial Statistics
Including serials received through CDL
Active Serials Fiscal Year 2005/2006

General Information:

	<p>The color or shade to the left indicates this column contains the total for <i>unpaid</i> active serials for the category named in the extreme left-hand column.</p>
	<p>The color or shade to the left indicates this column contains the total for <i>purchased</i> active serials for the category named in the extreme left-hand column.</p>
	<p>The color or shade to the left indicates this column contains the total for <i>active serials</i> for the category named in the extreme left-hand column.</p>

Innopac Serial Statistics: *Annual Report, includes serials received from CDL*

Active Serials¹ Fiscal 2005/2006 (Branch & Acquisitions Type)

Government Documents

Location:	Deposit			Total Deposit	Exchange	Gift	Total Unpaid	Total Purchased	Total Active
	CA	US	EU						
Total Docs	1,220	985	254	2,459		95	2,554	44	2,598

Social Sciences & Humanities Libraries, excluding Documents

Location:	Deposit			Total Deposit	Exchange	Gift	Total Unpaid	Total Purchased	Total Active
	CA	US	EU						
AAL						11	11	207	218
EAC					1	19	20	252	272
MSCL						22	22	36	58
MUS						9	9	171	180
SSHL	52	102		154	1	568	723	4085	4,808
Geisel Subtotal	52	102		154	2	629	785	4,751	5,336
IR/PS					2	171	173	1,226	1,399
CLICS								41	41
Total Humanities	52	102		154	4	800	958	6,018	6,976

Science Libraries

Location:	Deposit			Total Deposit	Exchange	Gift	Total Unpaid	Total Purchased	Total Active
	CA	US	EU						
BML	1	2		3		68	71	1,107	1,178
MCL						19	19	311	330
Medical Subtotal	1	2		3		87	90	1,418	1,508
S&E		16		16		47	63	967	1,030
CMRR									
S&E Subtotal		16		16		47	63	967	1,030
SIO	3	83		86		540	626	669	1,295
Science Libraries Total	4	101		105		674	779	3,054	3,833

Internet Resources²

Source:	Deposit			Total Deposit	Exchange	NoCharge	Total Unpaid	Total Purchased	Total Active
	CA	US	EU						
CDL								8,442	8,442
UCSD local Purchase								2,712	2,712
Government supplied (NETD)						4,626	4,626		4,626
Open Access						3,042	3,042		3,042
Total Internet						7,668	7,668	11,154	18,822

UCSD Libraries Total

	Deposit			Total Deposit	Exchange	Gift / open access	Total Unpaid	Total Purchased	Total Active
	CA	US	EU						
Grand Total	1,276	1,188	254	2,718	4	9,237	11,959	20,270	32,229

Innopac Serial Statistics: *Annual Report, includes serials received from CDL*
Active Serials¹ Fiscal 2005/2006 (Branch & Acquisitions Type)

Footnotes:

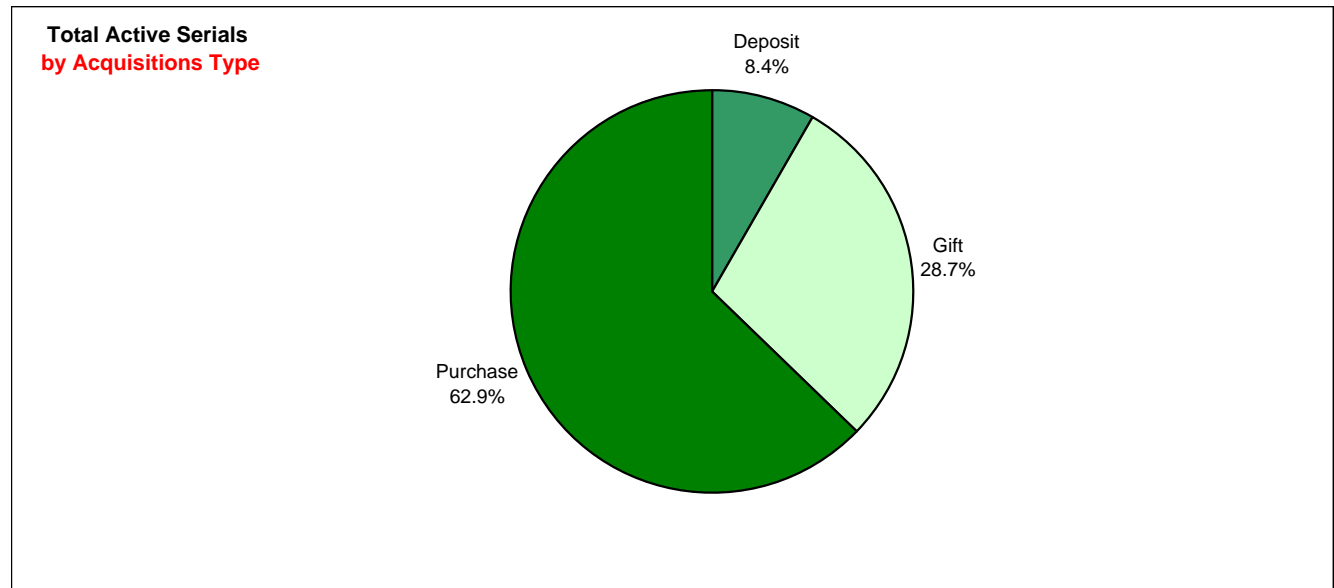
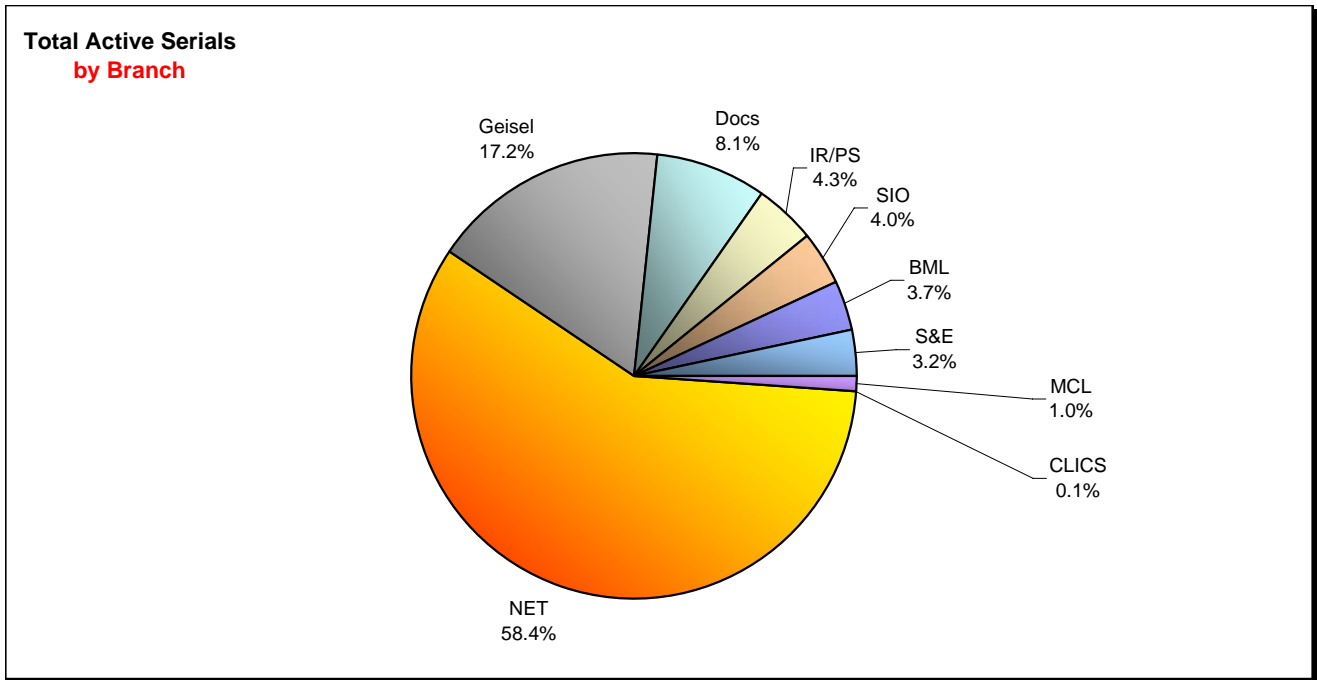
¹ An *active serial* is defined as a serial with an active check-in record. The table above is the result of a Boolean search of Innopac for such records. The results are then tabulated under the "branch library" corresponding to the location code in the checkin record plus the acquisitions type of each checkin record.

² The method used to calculate Internet Resource figures was altered in 2003. Totals shown here consist of unique titles with active internet serial holdings. An active internet serial is defined as being either an active full-text electronic journal or an active serial title with browseable current journal article access through a full-text database or publisher website). Note that a single serial title may have multiple points of active electronic access (e.g. CDL and UCSD Purchase; CDL and open access to the current issue) but for these statistical purposes, each title with duplicated active access was only counted once and assigned a source based on a preferential hierarchy as follows: 1) UCSD Purchase 2) CDL 3) Govt (NETD) 4) Open Access.

Example: A Taylor and Francis journal with cataloged electronic holdings showing both local access (included with our print subscription) and access provided through the CDL database "Genderwatch" would be counted as a UCSD Purchase.

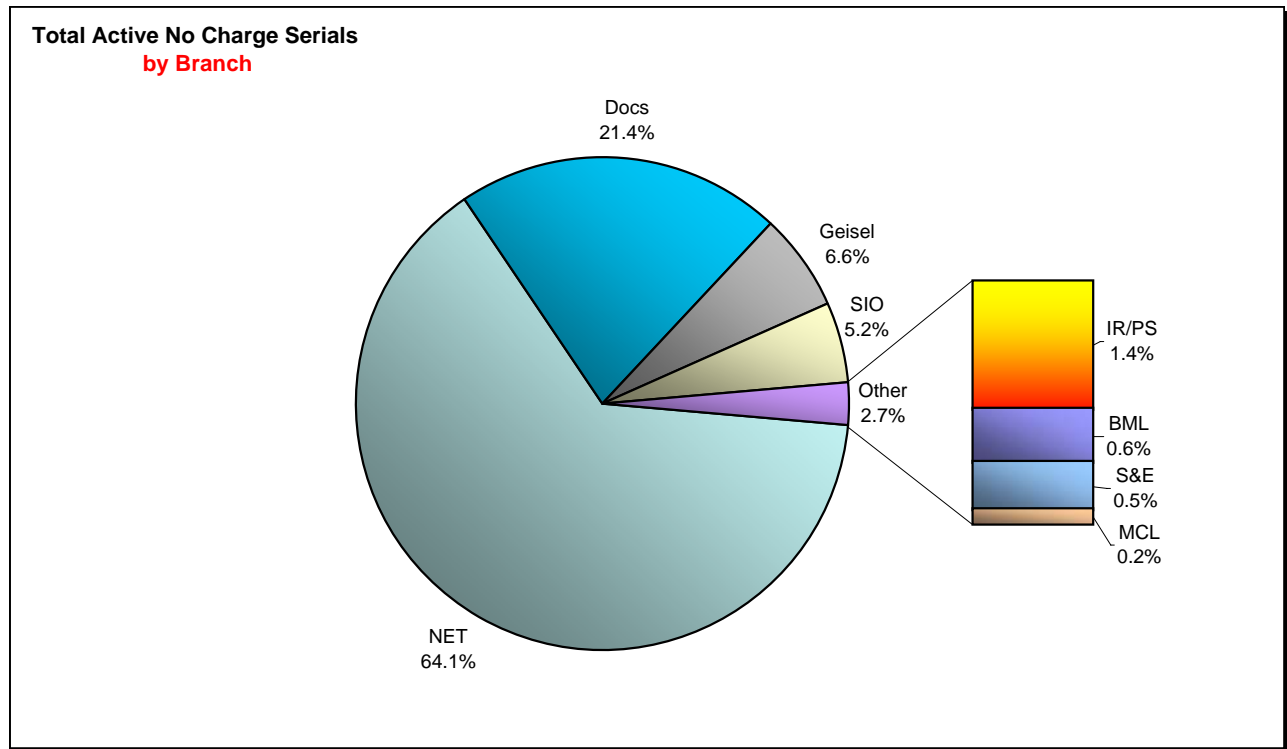
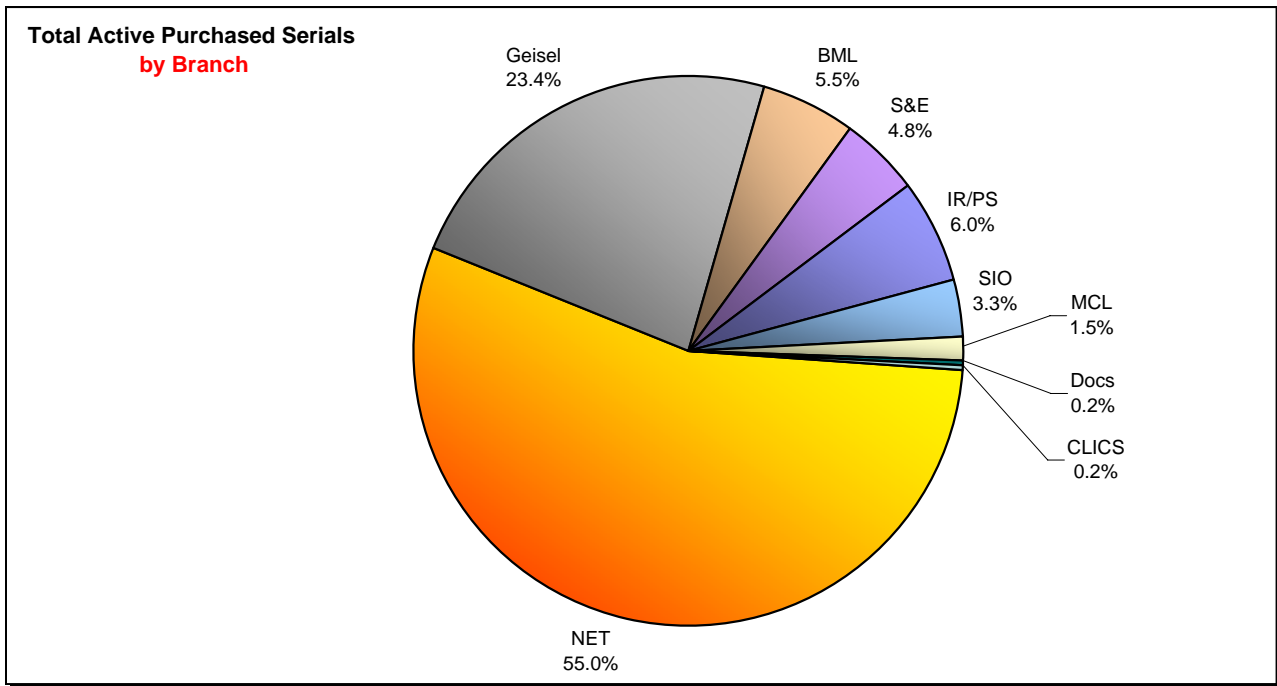
Innopac Serial Statistics: *Annual Report, includes serials received from CDL*

Active Serials¹ Fiscal 2005/2006 (Branch & Acquisitions Type)

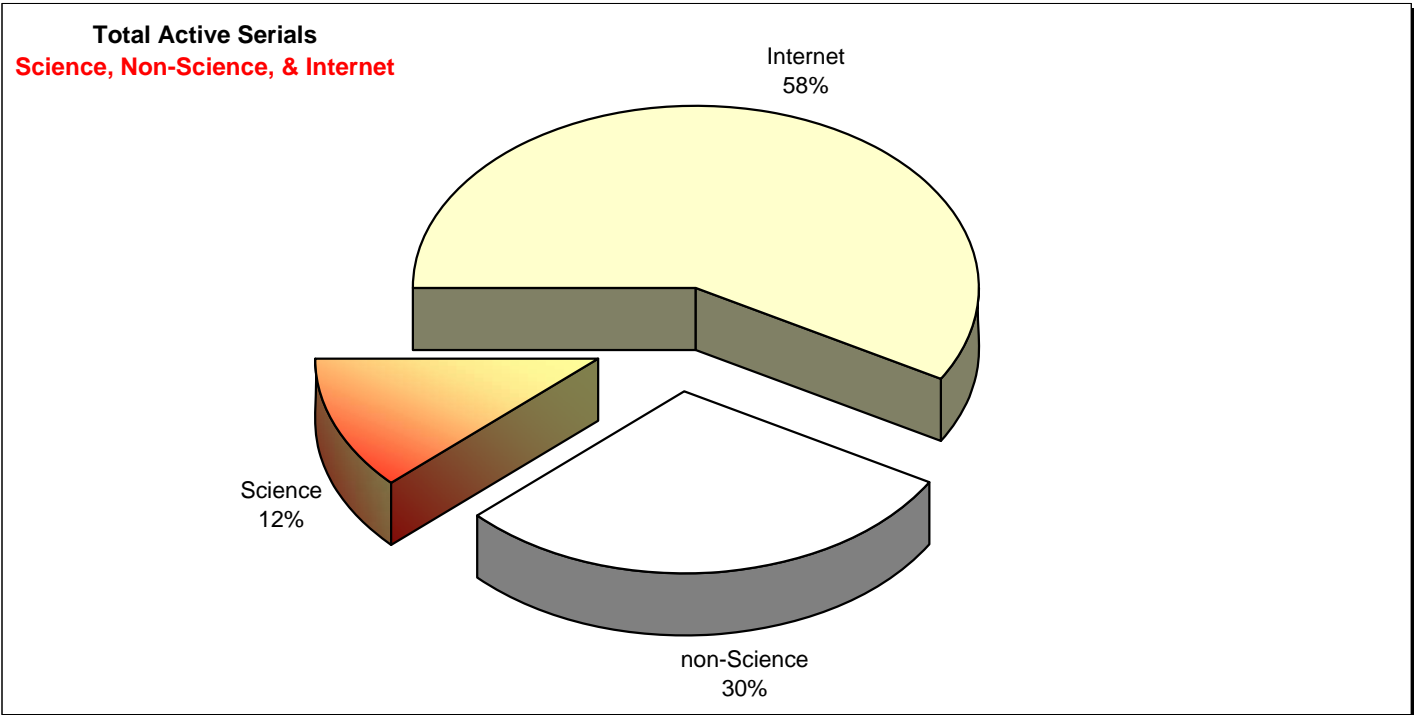


Innopac Serial Statistics: *Annual Report, includes serials received from CDL*

Active Serials¹ Fiscal 2005/2006 (Branch & Acquisitions Type)



Innopac Serial Statistics: *Annual Report, includes serials received from CDL*
Active Serials¹ Fiscal 2005/2006 (Branch & Acquisitions Type)



Innopac Serial Statistics: *Includes serials received from CDL*
Comparison of Active Serials in Fiscal 2004/2005 to 2005/2006

Government Documents

Location:	2002/2003	2003/2004	2004/2005	2005/2006	% of 05/06 Change
Docs	2,664	2,713	2,707	2,598	(4.03)

02/03-05/06 % Change
(2.48)

Social Sciences & Humanities Libraries, excluding Documents

Location:	2002/2003	2003/2004	2004/2005	2005/2006	% of 05/06 Change
Geisel (Except Docs & S&E)	6,814	6,306	5,786	5,536	(4.32)
IR/PS	1,488	1,447	1,389	1,399	0.72
CLICS	47	40	41	41	
Total Humanities	8,349	7,793	7,216	6,976	(3.33)

02/03-05/06 % Change
(18.76)
(5.98)
(12.77)
(16.45)

Science Libraries

Location:	2002/2003	2003/2004	2004/2005	2005/2006	% of 05/06 Change
BML	1,957	1,670	1,373	1,178	(14.20)
MCL	548	477	406	330	(18.72)
Medical Subtotal	2,505	2,147	1,779	1,508	(15.23)
S&E	1,519	1,381	1,104	1,030	(6.70)
CMRR	44	37	31		(100.00)
S&E Subtotal	1,563	1,418	1,135	1,030	(9.25)
SIO	2,047	1,837	1,606	1,295	(19.36)
Science Libraries Total	6,115	5,402	4,520	3,833	(15.20)

02/03-05/06 % Change
(39.81)
(39.78)
(39.80)
(32.19)
(100.00)
(34.10)
(36.74)
(37.32)

Internet Resources¹

Source:	2002/2003	2003/2004	2004/2005	2005/2006	% of 05/06 Change
CDL	6,743	7,525	8,164	8,442	3.41
UCSD Purchase	1,334	2,126	2,229	2,712	21.67
Open Access ²	1,981	1,532	2,261	3,042	34.54
Government supplied (NETD)	2,550	3,370	3,968	4,626	16.58
Total Internet	12,608	14,553	16,622	18,822	13.24

02/03-05/06 % Change
25.20
103.30
53.56
81.41
49.29

Innopac Serial Statistics: *Includes serials received from CDL*
Comparison of Active Serials in Fiscal 2004/2005 to 2005/2006

UCSD Libraries Total

Format:	2002/2003	2003/2004	2004/2005	2005/2006	% of 05/06 Change
Traditional formats and non-remote electronic formats	17,128	15,908	14,443	13,407	(7.17)
Internet Formats	12,608	14,553	16,622	18,822	13.24
Grand Total	29,736	30,461	31,065	32,229	3.75

02/03-05/06 % Change
(21.72)
49.29
8.38

Footnotes:

¹ The method used to calculate Internet Resource figures was altered in 2003. Totals shown here consist of **unique titles** with active internet serial holdings. An active internet serial is defined as being either an active full-text electronic journal or an active serial title with browseable current journal article access through a full-text database or publisher website). Note that a single serial title may have multiple points of active electronic access (e.g. CDL and UCSD Purchase; CDL and open access to the current issue) but for these statistical purposes, **each title with duplicated active access was only counted once** and assigned a source based on a preferential hierarchy as follows: 1) UCSD Purchase 2) CDL 3) Govt (NETD) 4) Open Access.

Example: A Taylor and Francis journal with cataloged electronic holdings showing both local access (included with UCSD's print subscription) and access provided through the CDL database "Genderwatch" would be counted as a UCSD Purchase.

² The decrease in numbers of open access titles for 03/04 is likely due to the large number of journals which may have had only open access in the previous year (often just the current issue available), but are now included in CDL and locally purchased databases. For example, History Teacher has been available for free on the publisher website, but is now also available full-text in the recently purchased Education Index database. This is now counted as a CDL serial.