

UCSD Current Serial Statistics
Including serials received through CDL
Active Serials Fiscal Year 2003/2004

Glossary of "Locations" / Abbreviations:

Abbreviation	Definition/Explanation
AAL	Art & Architecture Library, located in the Geisel Library Bldg. West Wing
BML	Biomedical Library
CA	California State Documents received on "depository"
CDL	California Digital Library Internet Resources
CLICS	Center for Library & Instructional Computing Services
CMRR	Center for Magnetic Recording Research
Docs	Government Documents shelving location (located in the Geisel Library Bldg. West Wing)
EAC	East Asia Collection, located in the Geisel Library Bldg. Tower, 4th floor
EU	European Union
UCSD Purchase	Internet resources where access is restricted to UCSD IP addresses (acquired through bundled print subscriptions, direct orders or through limited CDL "Tier 2" agreements)
Geisel	Collections/Libraries in the Geisel Library Bldg. West Wing and Tower, except Docs
IR/PS	International Relations/Pacific Studies Library
MCL	Medical Center Library
MSCL	Mandeville Special Collections Library, located in the Geisel Library Bldg. West Wing
MUS	Music Library, located in the Geisel Library Bldg. West Wing
NETD	Internet government depository sites managed by a governmental agency (U.S., California, or European Union)
Open Access	Internet sites where access is free to the public (not limited to UCSD IP addresses, no access restrictions--open to all at no charge)
S&E	Science and Engineering Library, located in the Geisel Library Bldg. East Wing
SSHL	Social Sciences & Humanities Library, located in the Geisel Library Bldg. West Wing & Tower
US	United States (US Federal Depository items)

UCSD Current Serial Statistics
Including serials received through CDL
Active Serials Fiscal Year 2003/2004

General Information:

	The color or shade to the left indicates this column contains the total for <i>unpaid</i> active serials for the category named in the extreme left-hand column.
	The color or shade to the left indicates this column contains the total for <i>purchased</i> active serials for the category named in the extreme left-hand column.
	The color or shade to the left indicates this column contains the total for <i>active serials</i> for the category named in the extreme left-hand column.

As of June 30, 2004 the UCSD Libraries actively receive 30,439 current serials as part of the collections. This total, 30,439 represents 24,335 unique titles.

Innopac Serial Statistics: *Annual Report, includes serials received from CDL*

Active Serials¹ Fiscal 2003/2004 (Branch & Acquisitions Type)

Government Documents

Location:	Deposit			Total Deposit	Exchange	Gift	Total Unpaid	Total Purchased	Total Active
	CA	US	EU						
Total Docs	1,210	1,098	279	2,587		73	2,660	53	2,713

Social Sciences & Humanities Libraries, excluding Documents

Location:	Deposit			Total Deposit	Exchange	Gift	Total Unpaid	Total Purchased	Total Active
	CA	US	EU						
AAL						12	12	215	227
EAC					1	15	16	224	240
MSCL						36	36	43	79
MUS						10	10	179	189
SSHL	54	113		167	1	623	791	4780	5,571
Geisel Subtotal	54	113		167	2	696	865	5,441	6,306
IR/PS					3	181	184	1,263	1,447
CLICS								40	40
Total Humanities	54	113		167	5	877	1,049	6,744	7,793

Science Libraries

Location:	Deposit			Total Deposit	Exchange	Gift	Total Unpaid	Total Purchased	Total Active
	CA	US	EU						
BML	1	9		10		84	94	1,576	1,670
MCL						27	27	450	477
Medical Subtotal	1	9		10		111	121	2,026	2,147
S&E		19		19	3	53	75	1,306	1,381
CMRR						9	9	28	37
S&E Subtotal		19		19	3	62	84	1,334	1,418
SIO	5	158		163	324	499	986	851	1,837
Science Libraries Total	6	186		192	327	672	1,191	4,211	5,402

Internet Resources²

Source:	Deposit			Total Deposit	Exchange	NoCharge	Total Unpaid	Total Purchased	Total Active
	CA	US	EU						
CDL								7,525	7,525
UCSD local Purchase								2,126	2,126
Government supplied (NETD)						3,370	3,370		3,370
Open Access						1,532	1,532		1,532
Total Internet						4,902	4,902	9,651	14,553

UCSD Libraries Total

	Deposit			Total Deposit	Exchange	Gift	Total Unpaid	Total Purchased	Total Active
	CA	US	EU						
Grand Total	1,270	1,397	279	2,946	332	6,524	9,802	20,659	30,461

Innopac Serial Statistics: *Annual Report, includes serials received from CDL*
Active Serials¹ Fiscal 2003/2004 (Branch & Acquisitions Type)

Footnotes:

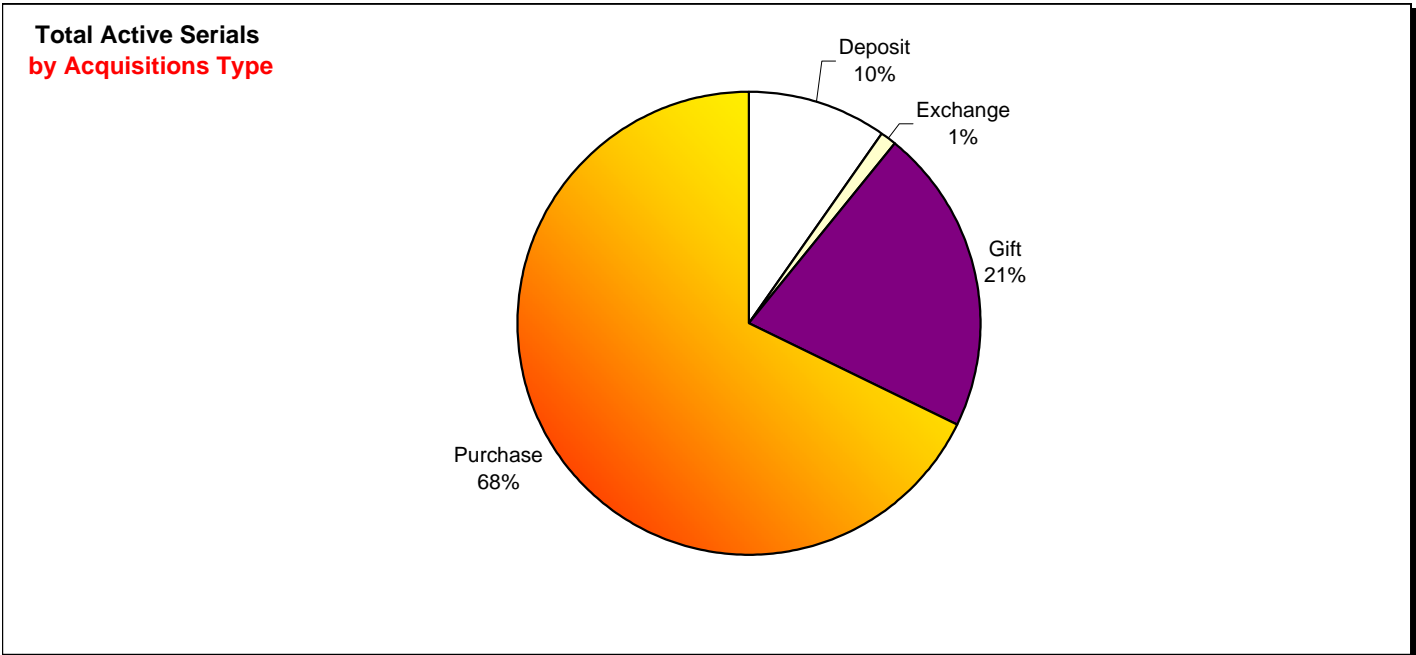
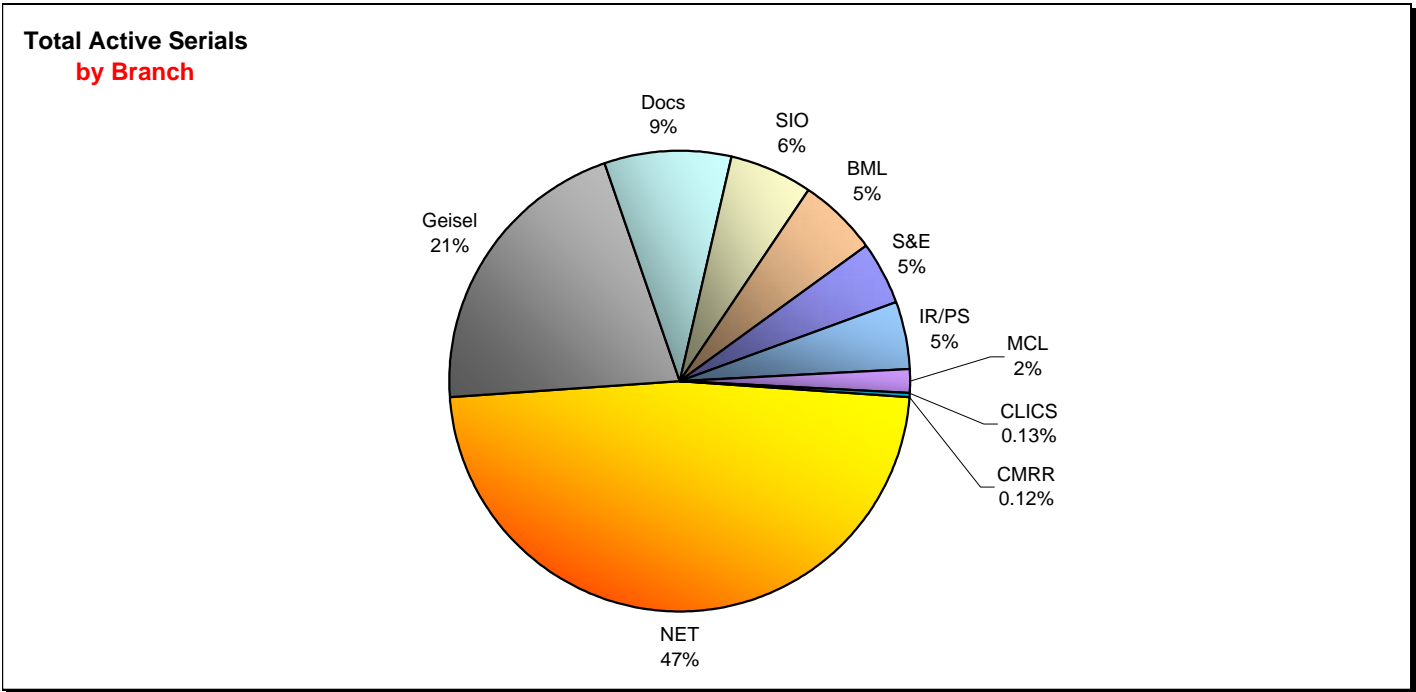
¹ An *active serial* is defined as a serial with an active check-in record. The table above is the result of a Boolean search of Innopac for such records. The results are then tabulated under the "branch library" corresponding to the location code in the checkin record plus the acquisitions type of each checkin record.

² The method used to calculate Internet Resource figures was altered in 2003. Totals shown here consist of unique titles with active internet serial holdings. An active internet serial is defined as being either an active full-text electronic journal or an active serial title with current journal article access through a full-text database or publisher website). Note that a single serial title may have multiple points of active electronic access (e.g. CDL and UCSD Purchase; CDL and open access to the current issue) but for these statistical purposes, each title with duplicated active access was only counted once and assigned a source based on a preferential hierarchy as follows 1) UCSD Purchase 2) CDL 3) NETD 4) Open Access.

Example: A Taylor and Francis journal with cataloged electronic holdings showing both local access (included with our print subscription) and access provided through the CDL database "Genderwatch" would be counted as a UCSD Purchase.

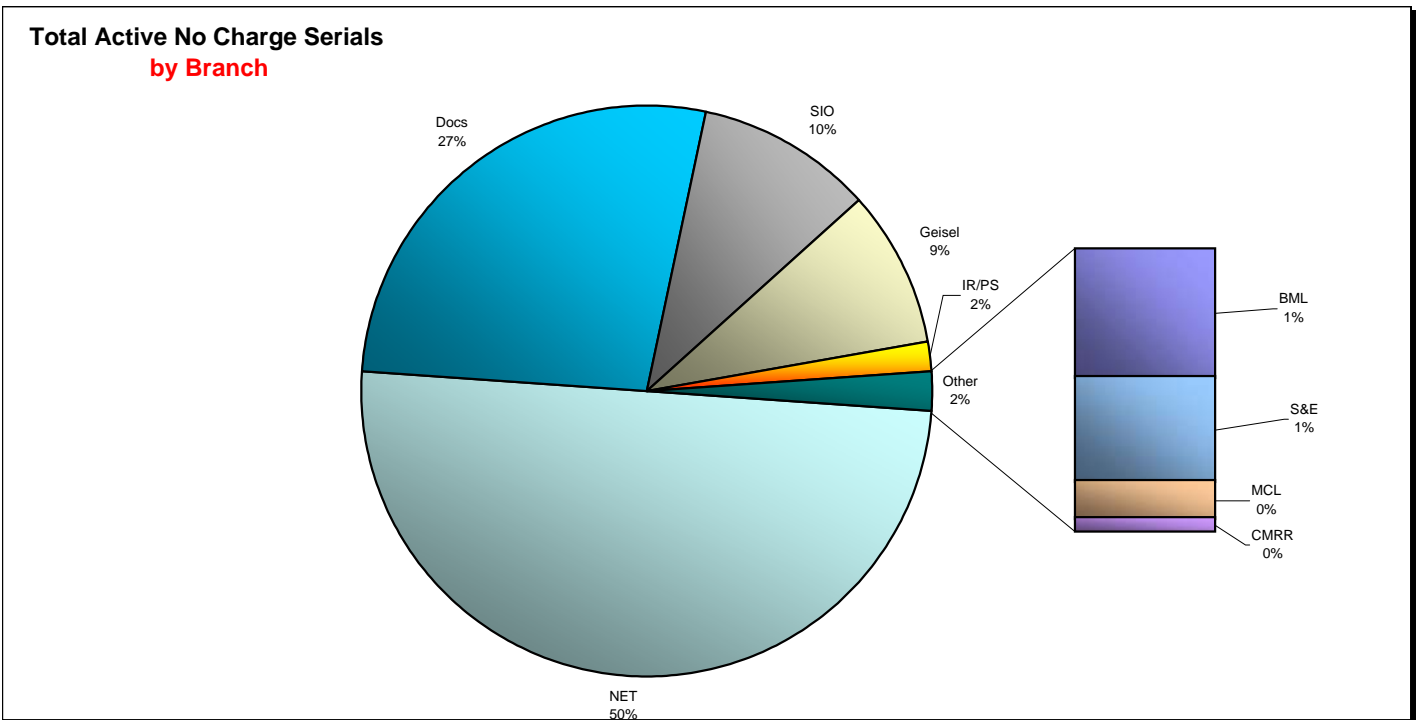
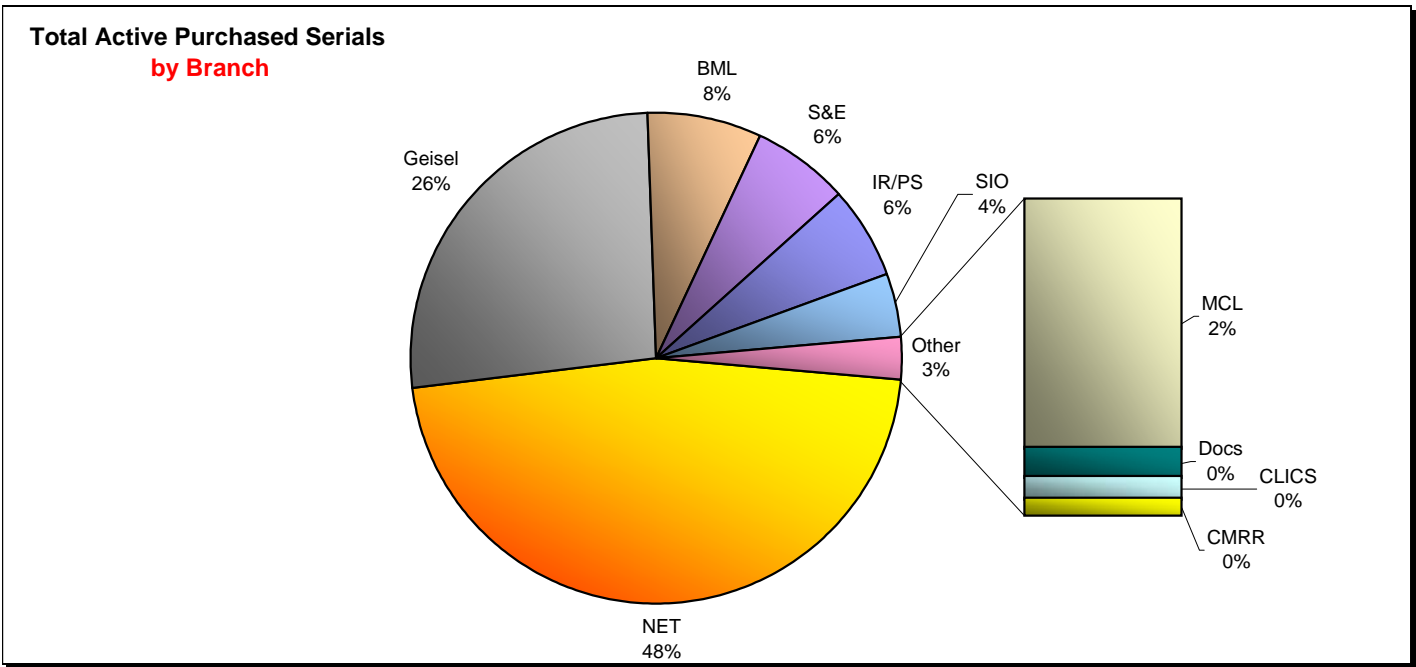
Innopac Serial Statistics: *Annual Report, includes serials received from CDL*

Active Serials¹ Fiscal 2003/2004 (Branch & Acquisitions Type)

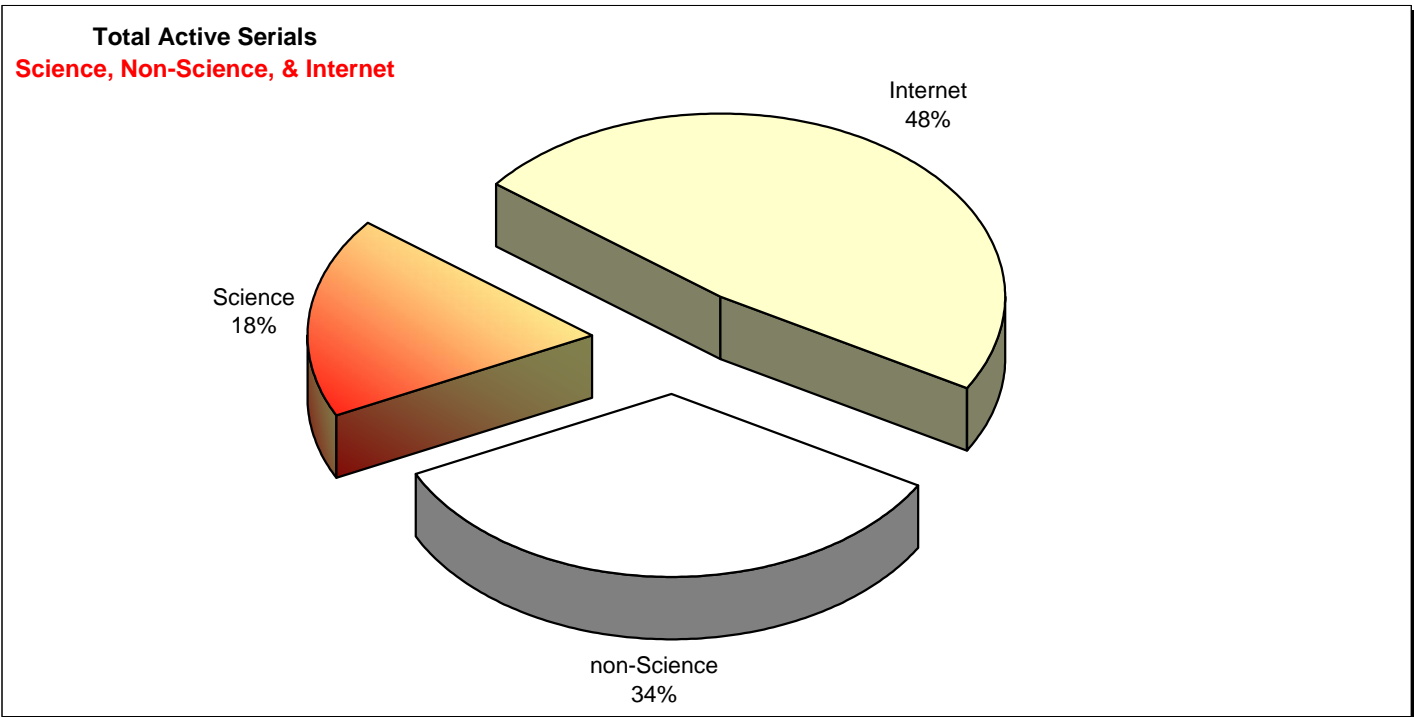


Innopac Serial Statistics: *Annual Report, includes serials received from CDL*

Active Serials¹ Fiscal 2003/2004 (Branch & Acquisitions Type)



Innopac Serial Statistics: *Annual Report, includes serials received from CDL*
Active Serials¹ Fiscal 2003/2004 (Branch & Acquisitions Type)



Innopac Serial Statistics: *Includes serials received from CDL*
Comparison of Active Serials in Fiscal 2002/2003 to 2003/2004

Government Documents

Location:	2001/2002	2002/2003	2003/2004	% of 03/04 Change
Docs	2,809	2,664	2,713	1.84

Social Sciences & Humanities Libraries, excluding Documents

Location:	2001/2002	2002/2003	2003/2004	% of 03/04 Change
Geisel (Except Docs & S&E)	6,894	6,814	6,306	(7.46)
IR/PS	1,547	1,488	1,447	(2.76)
CLICS	40	47	40	(14.89)
Total Humanities	8,481	8,349	7,793	(6.66)

Science Libraries

Location:	2001/2002	2002/2003	2003/2004	% of 03/04 Change
BML	2,017	1,957	1,670	(14.67)
MCL ¹	595	548	477	(12.96)
Medical Subtotal	2,612	2,505	2,147	(14.29)
S&E	1,576	1,519	1,381	(9.08)
CMRR	45	44	37	(15.91)
S&E Subtotal	1,621	1,563	1,418	(9.28)
SIO	2,188	2,047	1,837	(10.26)
Science Libraries Total	6,421	6,115	5,402	(11.66)

Internet Resources²

Source:	2001/2002	2002/2003	2003/2004	% of 03/04 Change
CDL	5,528	6,743	7,525	11.60
UCSD Purchase ³	2,996	1,334	2,126	59.37
Open Access ³		1,981	1,532	(22.67)
Government supplied (NETD)	2,204	2,550	3,370	32.16
Total Internet	10,728	12,608	14,553	15.43

Innopac Serial Statistics: *Includes serials received from CDL*
Comparison of Active Serials in Fiscal 2002/2003 to 2003/2004

UCSD Libraries Total

Format:	2001/2002	2002/2003	2003/2004	% of 03/04 Change
Traditional formats and non-remote electronic formats ⁴	17,711	17,128	15,908	(7.12)
Internet Formats	10,728	12,608	14,553	15.43
Grand Total	28,439	29,736	30,461	2.44

Footnotes:

¹ MCL cancelled a number of campus duplicated serial orders in Fall of 2002 as part of Phase 1 of the 2004 Serials Cancellation Project

² The method used to calculate Internet Resource figures was altered in 2003. Totals shown here consist of unique titles with active internet serial holdings. An active internet serial is defined as being either an active full-text electronic journal or an active serial title with current journal article access through a full-text database or publisher website). Note that a single serial title may have multiple points of active electronic access (e.g. CDL and UCSD Purchase; CDL and open access to the current issue) but for these statistical purposes, each title with duplicated active access was only counted once and assigned a source based on a preferential hierarchy as follows: 1) UCSD Purchase 2) CDL 3) NETD 4) Open Access.

Example: A Taylor and Francis journal with cataloged electronic holdings showing both local access (included with our print subscription) and access provided through the CDL database "Genderwatch" would be counted as a UCSD Purchase.

³ In 2002/2003, UCSD and open access resources were included together under the heading: "UCSD Purchase or "Gift"[sic]". The decrease for 03/04 is likely due to the large number of journals which may have had only open access in the previous year (often just the current issue available), but are now included in CDL and locally purchased databases. For example, History Teacher has been available for free on the publisher website, but is now also available full-text in the recently purchased Education Index database. This is now counted as a CDL serial.

⁴ Categories were changed slightly from the 2001/2002 chart. 2001/2002 total shown here included 7 networked CD-ROMS counted with internet resources last year under the heading "Electronic Formats"